

## Rectifier Relocation

Triumph Bonneville, Thruxton & Scrambler

HMT.11.10400 Instructions Rev:00

### PLEASE READ BEFORE INSTALLING

TWISTED THROTTLE products should be installed by a qualified, experienced motorcycle technician. If you are unsure of your ability to properly install a product, please have the product installed by your local motorcycle dealer. TWISTED THROTTLE takes no responsibility for damages caused by improper installation.








All screws, bolts, and nuts, including all replacement hardware provided by TWISTED THROTTLE should be tightened to the torque specified in the OEM maintenance manual for your motorcycle. If no torque specifications are provided in the OEM maintenance manual, the following torques may be used:

M5.....	3.5 ft-lbs (5 Nm)
M6.....	7 ft-lbs (9.6 Nm)
M8.....	13 ft-lbs (18 Nm)

All screws, bolts, and nuts should be checked after driving the first 30 miles (50 km) to ensure that all are tightened to the proper torque.

Medium strength liquid thread-locker (i.e., "Locktite") should be used to secure all screws, bolts, and nuts.

### Installation Instructions

<p>1 Mounting Bracket</p>  <p>HMT.11.003 Qty.....1</p>	<p>2 Lens Head Screw</p>  <p>M6x16.....ISO 7380 Qty.....2</p>	<p>3 Washer</p>  <p>M6.....DIN 125 Qty.....4</p>	<p>4 Nylock Nut</p>  <p>M6.....DIN 985 Qty.....2</p>	<p>5 Lens Head Screw</p>  <p>M8x25.....ISO 7380 Qty.....1</p>	<p>6 Washer</p>  <p>M8.....DIN 125 Qty.....1</p>	<p>7 Spacer</p>  <p>OD: 19.05mm, ID: 8.1mm, L: 9.5mm Qty.....1</p>
---	---	---	---	--	---	---

**Step One:** Remove the rectifier/regulator and horn/reflector assembly from their original locations. Use the M6 Bolts (#2), Washers (#3) and Nuts (#4) to mount the rectifier/regulator to the Mounting Bracket (#1). Next re-use the OEM hardware from the horn to bolt it to the Mounting Bracket (#1).

**Step Two:** Finally use the M8 Bolt (#5), Washer (#6) and Spacer (#7) to bolt the entire assembly (#1) to the M8 threaded hole that was used for the OEM horn/reflector assembly.

