

COBRA

Items Supplied >

- 1 - Right Muffler Assembly
- 1 - Left Muffler Assembly
- 2 - Clamps
- 2 - M8 Nylock nuts
- 2 - M8 Flat washers

Application(s) >

GL1800 01-13

Instruction Manual >

1213

Page 1 of 2

PRIOR TO INSTALLATION, MAKE SURE YOUR STOCK GASKETS ARE IN GOOD SHAPE. IF YOU HAVE ANY DOUBTS AS TO THEIR CONDITION, REPLACE THEM.

1. Remove the stock muffler assemblies by removing the bolt and flat washer from mount above the muffler body. Next, loosen the clamp on each side in the front of the muffler (see figure 1).
2. Slide the stock muffler assembly toward the rear of the motorcycle.
3. Remove the stock exhaust gasket from the original mufflers and place them on the stock headpipe mufflers. Remove the rubber tab grommets from the front of the original mufflers and place them on the tabs located on front of the supplied muffler assemblies (see figure 2 and 3).
4. Slide the supplied clamp onto the mufflers.
5. Install the mufflers onto the stock head pipe (locate the mounting bracket towards the inside of the frame) while aligning the heat shield support tabs with the stock heat shield cover (see figure 2). To do this, gently slide the muffler forward while slightly squeezing the heat shield together to align the support tabs. There will be an equal distance between the heat shield and muffler when properly installed.
6. Insert the stock bolt thru the frame mount, muffler mounting tab, and supplied washer and into the nut but do not tighten at this time.
7. Tighten the muffler clamp then mounting bolts.

** Cobra® recommends you always wear a helmet while riding. Please never operate your motorcycle while under the influence of alcohol and/or drugs. Enjoy the new look of your motorcycle and please ride safely.*

Anything's Possible®

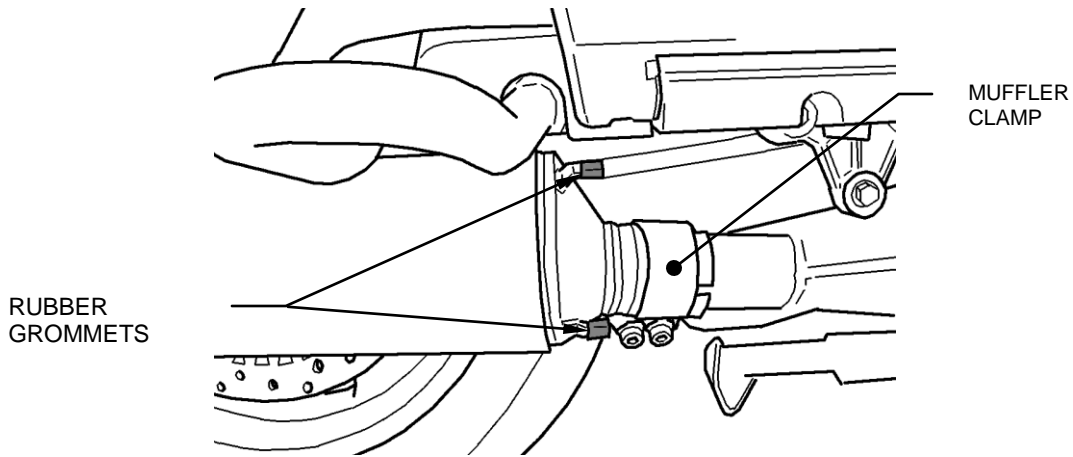


FIGURE 1

(HEAT SHIELD REMOVED FOR CLARITY, DO NOT REMOVE HEATSHIELD)

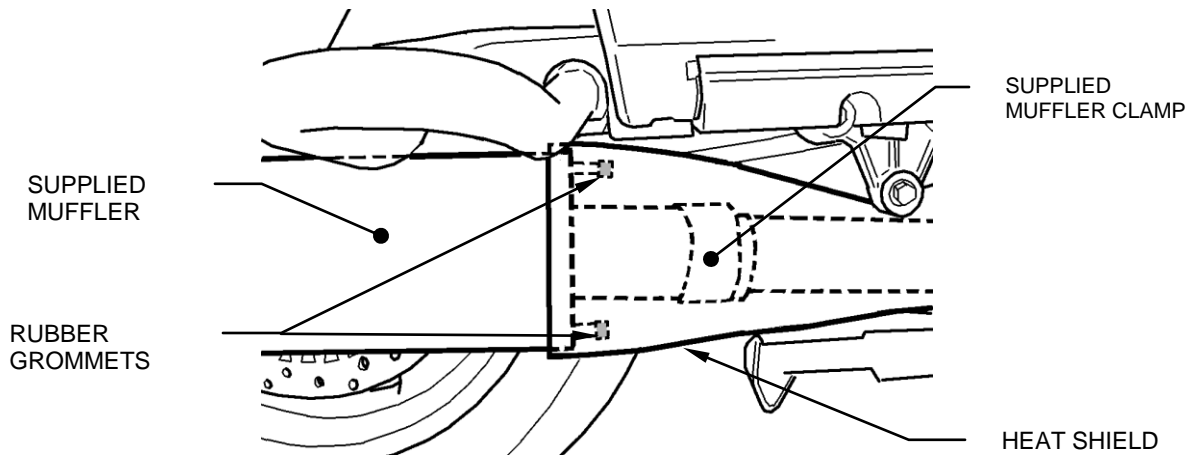


FIGURE 2

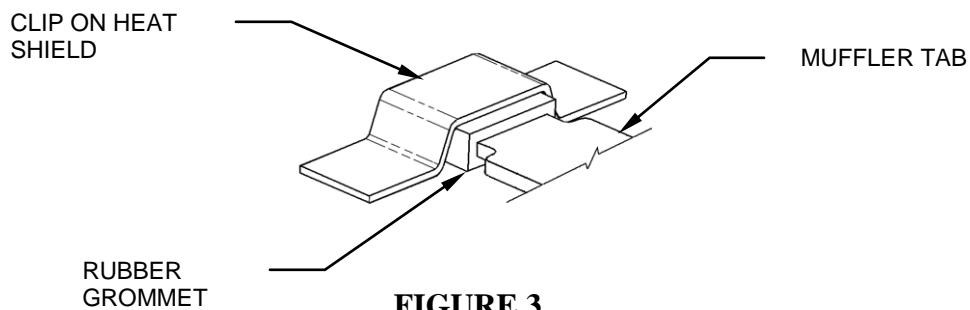


FIGURE 3

California does not allow the use of aftermarket exhaust systems that remove original equipment catalyts, (except for racing use only) unless the Air Resources has issued an Executive Order for that system.