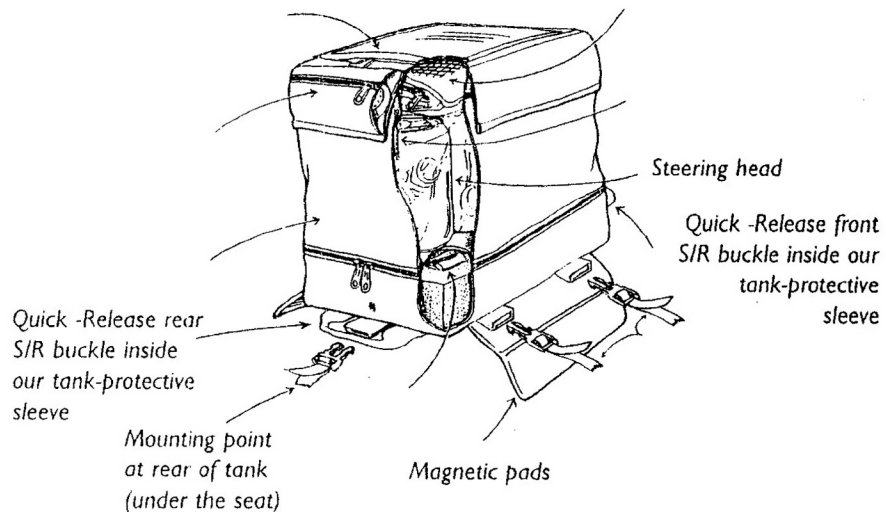


MultiMOUNT™ SYSTEM



NOTE: DO NOT DRY CLEAN OR PUT IN DRYERS
CALL FOR AUTHORIZATION # IF RETURN IS NECESSARY

**CHASE
HARPER
USA**



ADVANCED GEAR FOR ACTIVE PEOPLE

**CHASE
HARPER
USA**



MultiMOUNT™ SYSTEM

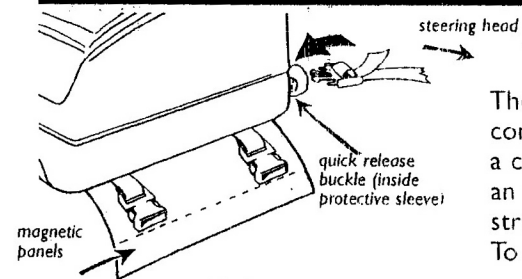
MOUNTING INSTRUCTIONS

CHASE HARPER'S unique MultiMount™ System offers riders **SEVERAL** different choices when mounting their new Chase Harper tank bag; use your own combination or one of these classic mounts:

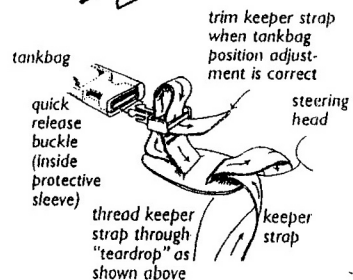
- 1.) Magnetic mounting
- 2.) 3-Point mounting
- 3.) 4-Point mounting

Sport, touring, or cruiser, fairing or naked bike, plastic or metal tank:
Chase Harper's MultiMount adapts to ALL street motorcycles!

1.) MAGNETIC MOUNTING



The Magnetic mounting is quick and convenient. It is secured to the tank by a combination of magnetic strips and an adjustable quick-release buckle and strap looped around the steering head. To mount the bag this way:



1. Lay your tankbag on the motorcycle tank.
2. Set the magnets in the appropriate positions
3. Attach keeper strap around the steering head (see fig. 2)
4. Adjust the strap and trim off excess strap length (touching the edge of the newly cut strap with a hot knife will seal the edge of the strap; NEVER use a flame near a fuel tank)

Find out more about luggage systems & saddlebags we have.