



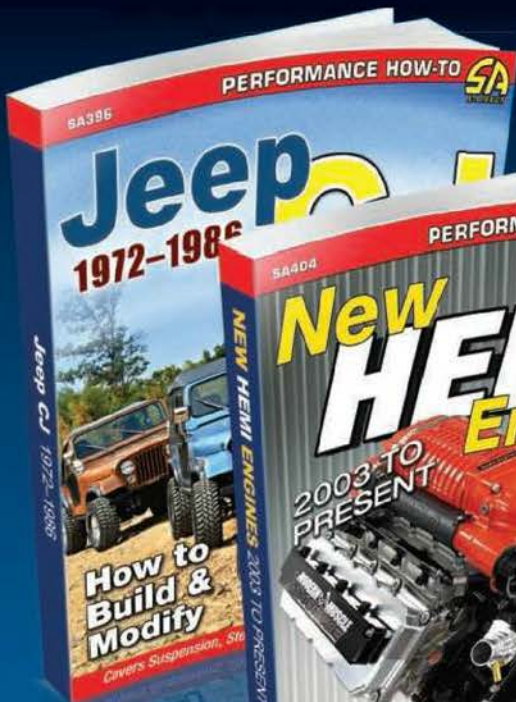


CarTech®

Auto Books and Manuals



2018




Part # CATBW1




KAR-KRAFT: Race Cars, Prototypes and Muscle Cars of Ford's Specialty Vehicle Activity Program by Charlie Henry
The author (a former Kar-Kraft employee) has enlisted the help of many of his former co-workers to bring you the first book ever

published on Ford's all-encompassing special projects facility, Kar-Kraft. 10 x 10", 192 pgs, 332 photos, Hdbd. ISBN 9781613252864 Part # CT569




FORD BIG-BLOCK PARTS INTERCHANGE by George Reid
Expanding on the previous edition of High-Performance Ford Parts Interchange that covered both small- and big-block engines in one volume, this book cuts out the small-block information and devotes every page to the FE Series and 385 big-blocks from Ford, which allows for more

complete and extensive coverage. 8.5 x 11", 144 pgs, 400 photos, Sftbd. ISBN 9781613253441 Part # SA397



FULL-SIZE FORD RESTORATION: 1960-1964 by Colin Kleer
Featuring step-by-step procedures on body, driveline, chassis, and interior components, the author shows, with more than 400 photos and text, how to restore a full-size Ford to its former glory. Crucial projects such as rust repair and driveline maintenance

help guarantee that your Ford will be sound and solid for years to come after the restoration. 8.5 x 11", 192 pgs, 506 photos, Sftbd. ISBN 9781613253274 Part # SA390




CHEVY NOVA 1968-1974: How to Build and Modify by Wayne Scraba
Veteran author and Chevy expert Wayne Scraba shows you all you need to know to build a killer street or strip Nova. Included is detailed information on driveline upgrades, rear-suspension options for the ultimate hook, front-end suspension and chassis

components for good handling and weight transfer, excellent brake upgrades, engine swap options, cooling system upgrades, and more. 8.5 x 11", 144 pgs, 428 photos, Sftbd. ISBN 9781613253304 Part # SA392




CHRYSLER TORQUEFLITE A-904 AND A-727 TRANSMISSIONS: How to Rebuild by Tom Hand
The author walks you through the TorqueFlite rebuild with color photos showcasing step-by-step procedures with highly detailed, easy-to-follow text. This book will keep money in your pocket and add experience to your résumé,

but more important, it will have your Mopar back on the road! 8.5 x 11", 208 pgs, 400 photos, Sftbd. ISBN 9781613253359 Part # SA394




DALE VS DAYTONA: The Intimidator's Quest to Win the Great American Race by Rick Houston
Never before have Dale Earnhardt's attempts to win the Daytona 500 been chronicled in one publication with this amount of detail and under such intense scrutiny. From the Dale and Dale show, to the seagull, to the last-lap heartaches, you ride shotgun with the author as he takes you around-and-around in Dale vs

Daytona: The Intimidator's Quest to Conquer the Great American Race. 6 x 9", 240 pgs, 113 photos, Hdbd. ISBN 9781613253335 Part # CT594




THE ILLUSTRATED HISTORY OF TRIUMPH SPORTS AND RACING CARS by G. William Krause
From the first TR2 to the last TR8, Triumph defined the British sports car market. The handsome, sometimes brutish TRs and smaller Spitfire and GT-6 cousins led the way with performance and racing pedigrees at

an affordable price. Unfortunately, Triumph's road to success was littered with financial potholes that led to many missed opportunities and ultimately its demise. Whichever models or eras you like, you're sure to find something new and interesting here. 8.5 x 11", 128 pgs, 276 photos, Sftbd. ISBN 9781613253397 Part # CT596




STREAMLINE ALUMINUM TRAILERS: Restoration and Modification by Daniel Hall
The author, of the vintage restoration company Camper Reparatise, addresses all items of streamline trailer restoration thoroughly in this one-stop-shopping book. Key restoration components including chassis, floor, exterior/interior skin, electrical elements,

insulation, doorjamb refabrication, LP, plumbing, and polishing are covered comprehensively in a visual, step-by-step format. 8.5 x 11", 176 pgs, 508 photos, Sftbd. ISBN 9781613252277 Part # SA344




AUTOMOTIVE UPHOLSTERY AND INTERIOR RESTORATION by Fred Mattson
Starting with a list of necessary tools, the author guides you through various tasks including seat restoration; door panel removal, patterning, assembly, and installation; headliner removal and installation; carpet cutting; and convertible top restoration.

8.5 x 11", 192 pgs, 519 photos, Sftbd. ISBN 9781613253311 Part # SA393




JEEP CJ 1972-1986: How to Build and Modify by Michael Hanssen
Jeep guru Michael Hanssen covers all of the systems that can be upgraded to improve your Jeep's performance. Upgrades include suspension components such as springs, shocks, and steering modifications;

driveline components including differentials, transmissions, transfer cases, and axles; engine upgrades including engine swaps; wheel and tire upgrades; aftermarket accessories; and armor such as skid plates, bumpers, brake upgrades, and more. 8.5 x 11", 144 pgs, 382 photos, Sftbd. ISBN 9781613253427 Part # SA396



NEW HEMI ENGINES: 2003 TO PRESENT: How to Build Max Performance by Larry Shepard
Mopar engine expert and veteran author Larry Shepard reveals up-to-date modification techniques and products for achieving higher performance from your third-generation Hemi engine. Porting and modifying the stock

Hemi heads as well as the best flow characteristics with high lift are revealed. In addition, guidance on aftermarket heads is provided. 8.5 x 11", 144 pgs, 400 photos, Sftbd. ISBN 9781613253571 Part # SA404




HARLEY-DAVIDSON EVO: HOP-UP & REBUILD MANUAL by Chris Maida
For anyone planning to build an Evo that combines power with durability, this book provides detailed photo sequences that show every part of the building or rebuilding process. The crew at R&R Cycles shows how they do a simple top-end hop-up in the


chassis. They also show how to build a complete crate engine, assembled on the bench. 8.5 x 11", 144 pgs, 400 photos, Sftbd. ISBN 9781941064337 Part # WP433

CHECK OUT OUR SIGNED EDITIONS ON PAGE 5


You can own a valuable and rare signed edition book, available only to our customers for a short amount of time. They are in limited supply so hurry!




HONDA 70: Enthusiast's Guide by *Jeremy Polson*
The third-best-selling Honda in American Honda history, the long-running Mini Trail CT-70, along with the CL, SL, and XL 70 are featured. The book covers all 72-cc motorcycles produced from 1969 to 1994. Author Jeremy Polson begins with a brief introduction of the models that led to the first CL-70, and then jumps into a thorough analysis of the many models and iterations that Honda offered through the years. 8.5 x 11", 144 pgs, 300 photos, Sftbd. ISBN 9781941064351 Part # WP435




THE DEFINITIVE FIREBIRD & TRANS AM GUIDE: 1970 1/2-1981 by *Rocky Rotella*
This is sure to become the ultimate second-gen Firebird reference book. Complementing the detail and year-by-year analysis is archival photography from the development of these cars as well as beautiful color photos of original and restored examples today. This book tells the entire story of these immensely popular cars, whether you are into the second generation of F-Body regular models, Formula 400 performance models, Super Duty Trans Ams, or the cars of Smokey and the Bandit fame. 8.5 x 11", 224 pgs, 500 photos, Sftbd. ISBN 9781613253212 Available January 2018 Part # CT591




BRISTOL: Stories of Oval and Drag Racing in Thunder Valley by *David McGee*
Author and Bristol historian David McGee examines more than 50 of the greatest races and legendary moments from Bristol Motor Speedway and Bristol Dragway. Stories about Dale Earnhardt, Don Garlits, Rusty Wallace, Rickie Smith, and others are told with more than 180 action-packed photos. 7 x 10", 208 pgs, 180 photos, Sftbd. ISBN 9781613253489 Available January 2018 Part # CT600




DODGE SCAT PACK AND PLYMOUTH RAPID TRANSIT SYSTEM: Chrysler's Muscle Car Marketing Programs 1968-1972 by *Jim Schild*
You will relive the muscle cars, advertisements, and marketing tools employed by Chrysler in this first-ever book published on these Mopar programs by author and historian Jim Schild. 8.5 x 11", 192 pgs, 400 photos, Sftbd. ISBN 9781613253434 Available March 2018 Part # CT597



THE DEFINITIVE CHEVELLE SS GUIDE 1964-1972 by *Dale McIntosh*
Beginning in 1969, the Chevelle SS was no longer its own model and relegated to being an option package. Hence, it can become difficult to determine if a 1969-1972 model was ordered from the factory with Super Sport equipment. Author and noted Chevelle expert Dale McIntosh discusses each model in a year-by-year format providing correct information on what was and wasn't part of the Malibu SS, SS396, and SS-optional Chevelle. 8.5 x 11", 192 pgs, 450 photos, Sftbd. ISBN 9781613253656 Available February 2018 Part # CT604



GTO DATA AND ID GUIDE: 1964-1974 by *Peter C. Sossler*
The author dissects the GTO and presents critical data including engine and transmission codes, rear axle identification, exterior and interior colors, options, production numbers, and VIN decoding. If you're at a car show and someone asks you what the distributor number is on your GTO, open this book and find the answer. 5 x 8", 240 pgs, 110 photos, Sftbd. ISBN 9781613253632 Available February 2018 Part # CT603




STEVE MAGNANTE'S 1001 CORVETTE FACTS
In this latest volume in the popular 1001 Facts series, Magnante turns his attention to the most popular American sports car ever built, the Chevrolet Corvette. Magnante covers all models, generation by generation. Corvette fans of any generation are sure to love this collection. 6 x 9", 416 pgs, 115 photos, Sftbd. ISBN 9781613253731 Available March 2018 Part # CT607




THE CORVETTE HUNTER: Kevin Mackay's Greatest Corvette Finds by *Tyler Greenblatt*
Kevin Mackay tells story after story of finding and restoring valuable Corvettes such as the 1960 Briggs Cunningham Le Mans racer that took 1st in class. He also tells stories of Steve McQueen's 1966 Corvette, the 1967 Bounty Hunter racer, 1968 Sunray DX #2 and #3, and chassis #003 from 1953. If you like L88 Corvettes, no one has bought and restored more of them than Kevin Mackay! Few authorities in the hobby could be counted on to provide this much entertainment in a single volume. 6 x 9", 240 pgs, 110 photos, Hdbd. ISBN 9781613253472 Available March 2018 Part # CT599




JEEP WRANGLER JK 2007-PRESENT: Performance Modifications by *Don Alexander and Quinn Thomas*
Whether it's lift kits, wheels, tires, drivetrain, or suspension and engine parts, this book provides detailed information, insightful guidance, and installation instructions, so you can build an off-road JK to handle the toughest terrain. 8.5 x 11", 144 pgs, 400 photos, Sftbd. ISBN 9781613253595 Available March 2018 Part # SA405




COLLECTING MUSCLE CAR MODEL KITS by *Tim Boyd*
World-leading authority Tim Boyd takes you through the entire era of muscle car kits, covering the options, collectability, variety availability, and value of these wonderful kits today. Boyd also takes you through the differences between the original kits, the older reproduction kits, and the new reproduction kits that many people find at swap meets today. 8.5 x 11", 160 pgs, 400 photos, Sftbd. ISBN 9781613253953 Available May 2018 Part # CT624



HOW TO BUILD NEW HEMI PERFORMANCE ON THE DYNO: Optimal Parts Combos for Max Horsepower by *Richard Holdener*
Fitted with the right high-performance parts, these powerful New Hemi engines can produce far more horsepower and torque than stock. Selecting the ideal parts for the engine and application is essential. Veteran author and dyno testing expert Richard Holdener has done the research, gathered the data, and provided a detailed analysis of the results. Heads and camshafts, headers and exhaust, intakes, throttle bodies, manifolds, electronic engine controls, forced-air induction, and nitrous oxide are all tested. 8.5 x 11", 144 pgs, 400 photos, Sftbd. ISBN 9781613254103 Available June 2018 Part # SA418



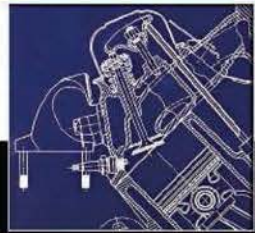
CHEVROLETS OF THE 1950S: A Decade of Technical Innovation by *David Temple*
Automotive historian and veteran author David Temple goes behind the scenes to reveal how General Motors designed, developed, and delivered breakthrough technologies on Chevrolet's fine portfolio of cars: the Corvette, 1955-1957 Bel Air, Nomad, Impala, and many more. 8.5 x 11", 192 pgs, 400 photos, Sftbd. ISBN 9781613253748 Available June 2018 Part # CT608




CHRYSLER A-833 TRANSMISSIONS: How to Rebuild and Modify by *Jamie Passon*
The author, of Passon Performance, has used his decades of knowledge on the A-833 to create the ultimate book on rebuilding a Chrysler 4-speed. Passon concentrates on disassembling, inspecting, repairing, and reassembling the A-833. More than 400 photos featuring how-to sequences walk you through each phase. 8.5 x 11", 144 pgs, 400 photos, Sftbd. ISBN 9781613253243 Part # SA389 Available May 2018

MUSCLE CARS


IN DETAIL



Provides an introduction and historical overview, an explanation of the design and concepts involved in creating the car, a look at marketing and promotion, and an in-depth study of all hardware and available options, as well as an examination of where the car is in the market today. 8.25 x 9", 96 pgs, over 100 photos. Sftbd




1970 Chevelle
Chevrolet SS: Muscle Cars in Detail No. 1
Part # CT588




1971 Plymouth 'Cuda:
Muscle Cars in Detail No. 2
Part # CT576



1968 Shelby Mustang
GT350, GT500 and GT500KR: Muscle Cars in Detail No. 3
Part # CT572




1969 Chevrolet
Camaro SS: Muscle Cars in Detail No. 4
Part # CT564



1969 Plymouth Road
Runner: Muscle Cars in Detail No. 5
Part # CT580



1973-1974 Pontiac
Trans Am Super Duty 455: Muscle Cars in Detail No. 6
Part # CT580




transmission, interior appointments, paint codes, and options. Also featured is the exciting story of developing this monumental engine, engineering the components and parts to fit the engine and chassis, and assembling the cars. 8.25 x 9", 96 pgs, 124 photos. Sftbd. ISBN 9781613253168 Part # CT587.

NEW

1969-1970 FORD MUSTANG BOSS 429: Muscle Cars In Detail No. 7 by Daniel Burrill with Denny Aldridge

The author collaborated with Boss 429 expert Denny Aldridge to give you the straight story on the car, its special equipment, 429 engine, 4-speed Toploader




Jet engine package. Displacing the still-available but more conservative GT trim, the Mach 1 included unique and innovative graphics and mechanical innovations such as shaker hood scoops, dual racing mirrors, deluxe interiors, competition suspension, dual chrome exhaust tips, and blacked-out hoods. 8.25 x 9", 96 pgs, 110 photos, Sftbd. ISBN 9781613253182 Available January 2018 Part # CT589.

NEW

1969 FORD MUSTANG MACH 1: Muscle Cars In Detail No. 9 by Mike Mueller

The 1969 Mach 1 was Ford's attempt to create a package and a style to match the performance of its recently released and very potent 428-ci Cobra




2000. These cars were highly specialized, seen as being in excess in proportion to the hottest street cars of the period. Fast-forward to today, Superbirds are highly collectible and are the star attractions at car shows and auctions, pulling top dollar and generating real excitement. 8.25 x 9", 96 pgs, 120 photos, Sftbd. ISBN 9781613253007 Available April 2018 Part # CT578.

NEW

1970 PLYMOUTH SUPERBIRD: Muscle Cars In Detail No. 11 by Geoff Stunkard

Production models languished on salesroom floors due in part to NASCAR having increased the homologation requirement from 500 units to




lightweight intermediate-size LeMans chassis. It was a watershed moment for Pontiac; the 1964 GTO delivered astounding performance and created the muscle car blueprint that the Detroit manufacturers followed in the 1960s and 1970s. The 1964 GTO is a landmark car, and this book goes well beyond the glossy overview of other books about this car. 8.25 x 9", 96 pgs, 129 photos. Sftbd. ISBN 9781613253205 Part # CT590

NEW

1964 PONTIAC GTO: Muscle Cars In Detail No. 8

by David Bonaskiewich Under the guidance of Bunkie Knudsen, John DeLorean, Bill Collins, and others, Pontiac installed the high-performance 389 V-8 into the nimble and



essence of a purpose-built muscle car: brute power and stunning acceleration. 8.25 x 9", 96 pgs, 120 photos, Sftbd. ISBN 9781613253045 Available January 2018 Part # CT581


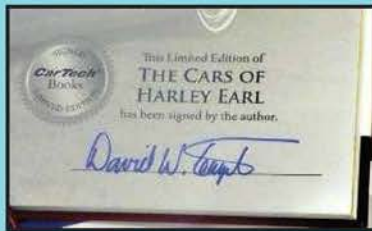
NEW

1970 PLYMOUTH ROAD RUNNER: Muscle Cars In Detail No. 10 by Scott Ross

The author retraces the history of the Road Runner and brings the 1970 model year into full focus. The stripped-down Road Runner exemplified the

SIGNED EDITIONS


You can own a valuable and rare signed edition book, available only to our customers for a short amount of time. They are in limited supply so hurry!




THE CARS OF HARLEY EARL
by David Temple
Harley Earl's drive toward bold and innovative style spurred American car design during the mid-20th century. His distinctive concepts defined the 1950s finned cars and set American automotive design on the path it has followed into the modern era. With this in-depth examination, you learn the inside story of these remarkable cars and the man behind them. 8.5 x 11", 192 pgs, 400 photos, Hdbd. ISBN 9781613253366 Part # CT556S



LOST MUSCLE CARS
by Wes Eisenschenk
This book is a collection of stories written by enthusiasts about their quest to find these extremely rare and valuable muscle cars. The four categories (Celebrity, Rare, Race Cars, and Concept/Prototype/Show Cars) within three genres (Missing, Lost History, Recently Discovered) take you through the search for some of the most sought after muscle cars with names including Shelby, Yenko, Hurst, and Hemi. 6 x 9", 240 pgs, 100 photos, Hdbd. ISBN 9781613253373 Part # CT551S




DAVID KIMBLE'S CUT-AWAYS: The Techniques and The Stories Behind the Art by David Kimble
Kimble reveals the secrets, techniques, procedures, and the dedication to craft that is required to produce these amazing illustrations. He covers the step-by-step procedures while producing fresh artwork



HOT ROD GALLERY II: More Great Photos and Stories from Hot Rodding's Golden Years by Pat Ganahl
If you liked the first edition of *Hot Rod Gallery: A Nostalgic Look at Hot Rodding's Golden Years: 1930-1960* by Pat Ganahl, you may like this one even more. Ganahl dug deeper into his massive archive for even cooler and more never-before-seen photos in both color and black and white to provide another album of great hot rodding photos. 8.5 x 11", 192 pgs, 351 b/w and color photos, Hdbd. ISBN 9781613252819 Part # CT566S

AUTOMOTIVE HISTORY




CHEVROLETS OF THE 1950S: A Decade of Technical Innovation by David Temple
Automotive historian and veteran author David Temple goes behind the scenes to reveal how General Motors designed, developed, and delivered breakthrough technologies on Chevrolet's fine portfolio of cars: the Corvette, 1955-1957 Bel Air, Nomad, Impala, and many more. 8.5 x 11", 192 pgs, 400 photos, Sftbd. ISBN 9781613253748 Available June 2018 Part # CT608




KAR-KRAFT
Race Cars, Prototypes and Muscle Cars of Ford's Specialty Vehicle Activity Program by Charlie Henry
The author (a former Kar-Kraft employee) has enlisted the help of many of his former co-workers to bring you the first book ever published on Ford's all-encompassing special projects facility, Kar-Kraft. 10 x 10", 192 pgs, 332 photos, Hdbd. ISBN 9781613252864 Part # CT569




LOST HOT RODS II: More Remarkable Stories of How They Were Found by Pat Ganahl
As a follow-up to the success of the original *Lost Hot Rods*, this book continues the fun of discovering whatever happened to many of the great rods and customs built in the early days of the sport. This book shares the full story of each car, including how it was originally built, when it dropped off the radar, and how it was ultimately found. 8.5 x 11", 192 pgs. 450 color photos, Hdbd. ISBN 9781934709931 Part #CT506




COLLECTING MUSCLE CAR MODEL KITS by Tim Boyd
World-leading authority Tim Boyd takes you through the entire era of muscle car kits, covering the options, collectability, variety availability, and value of these wonderful kits today. Boyd also takes you through the differences between the original kits, the older reproduction kits, and the new reproduction kits that many people find at swap meets today. 8.5 x 11", 176 pgs, 400 photos, Sftbd. ISBN 9781613253953 Available May 2018 Part # CT624




DODGE SCAT PACK AND PLYMOUTH RAPID TRANSIT SYSTEM: Chrysler's Muscle Car Marketing Programs 1968-1972 by Jim Schild
You will relive the muscle cars, advertisements, and marketing tools employed by Chrysler in this first-ever book published on these Mopar programs by author and historian Jim Schild. 8.5 x 11", 192 pgs, 400 photos, Sftbd. ISBN 9781613253434 Available March 2018 Part # CT597



CARROLL SHELBY: A Collection of my Favorite Racing Photos by Art Evans with Carroll Shelby
This final work from Carroll Shelby is a personally curated collection by the legend himself that is filled with images that have never been seen in print, as well as images not published since the 1950s and 1960s. It is packed with photos selected by Shelby himself, and the captions are quotes from Shelby's commentary on the action in the photo, as well as his memories. 9 x 9", 256 pgs, 250 photos, Hdbd. ISBN 9781613253229 Part # CT592




THE ILLUSTRATED HISTORY OF TRIUMPH SPORTS AND RACING CARS by G. William Krause
From the first TR2 to the last TR8, Triumph defined the British sports car market. The handsome, sometimes brutish TRs and smaller Spitfire and GT-6 cousins led the way with performance and racing pedigrees at an affordable price. Unfortunately, Triumph's road to success was littered with financial potholes that led to many missed opportunities and ultimately its demise. Whichever models or eras you like, you're sure to find something new and interesting here. 8.5 x 11", 128 pgs, 276 photos, Sftbd. ISBN 9781613253397 Part # CT596




Best Seller

HOT ROD GALLERY: A Nostalgic Look at Hot Rodding's Golden Years: 1930-1960 by Pat Ganahl
Covered in rarely seen and never-before-seen photos, some in black and white, and some in magnificent color, this paperback edition of *Hot Rod Gallery* is packed with memories. It covers the hot rods, customs, drag cars, dry lakes racers, speed shops, engines, and the people who built them. 8.5 x 11", 192 pgs, 357 b/w and color photos, Sftbd. ISBN 9781613252826 Part # CT567




Best Seller

HOT ROD GALLERY II: More Great Photos and Stories from Hot Rodding's Golden Years by Pat Ganahl
If you liked the first edition of *Hot Rod Gallery: A Nostalgic Look at Hot Rodding's Golden Years: 1930-1960* by Pat Ganahl, you may like this one even more. Ganahl dug deeper into his massive archive for even cooler and more never-before-seen photos in both color and black and white to provide another album of great hot rodding photos. 8.5 x 11", 192 pgs, 351 b/w and color photos, Hdbd. ISBN 9781613252819 Part # CT566S



Best Seller

MATCH RACE MAYHEM: Drag Racing's Grudges, Rivalries and Big-Money Showdowns by Doug Boyce
Veteran drag race author Doug Boyce tells the tale of the history of match racing through the cars, the drivers, the events, the classes, the rivalries, and everything else that was fun about match racing during the golden era. It's all here, complemented by wonderful vintage photography provided by fans and professionals in attendance. 8.5 x 11", 176 pgs, 300 photos, Sftbd. ISBN 9781613253052 Part # CT582



Best Seller

LANDY'S DODGES: The Mighty Mopars of "Dandy" Dick Landy by Geoff Stunkard
Chrysler racing historian and author Geoff Stunkard presents a highly detailed account of Dick Landy's cars, including results and images from the Landy family's personal archive and modern shots of his restored cars. At no other time has Landy's entire career been chronicled and cataloged in print with this much attention to detail. 8.5 x 11", 176 pgs, 407 b/w and color photos, Sftbd. ISBN 9781613252482 Part # CT561



Best Seller

DETROIT MUSCLE: Factory Lightweights and Purpose-Built Muscle Cars by Charles Morris
Follow the evolution of the fastest, most powerful, and exciting vehicles of the era, in both drag racing and NASCAR. From early Hudson Hornets, to the birth of the Hemi, to aluminum and fiberglass panel sedans, to lightweight special-order muscle cars ready to race from the factory. 10 x 10", 192 pgs, 400 photos, Hdbd. ISBN 9781613253014 Part # CT579




IAMC AWARD WINNER

LINDA VAUGHN: The First Lady of Motorsports by Rob Kinnan and Linda Vaughn
This is the most comprehensive gathering of photography ever assembled on Linda Vaughn. Through her 50-plus years in motorsports, Linda has lived it all, been everywhere, and met everyone. Whether you are simply a fan of Linda or a collector of Linda Vaughn memorabilia, this will be the premier piece in your collection. 8.5 x 11", 224 pgs, 350 photos, Hdbd. ISBN 9781613252321 Part # CT555




IAMC AWARD WINNER

CREATIVE INDUSTRIES OF DETROIT: The Untold Story of Detroit's Secret Concept Car Builder by Leon Dixon
This book offers the most exhaustive and complete account of the 40-plus years of creating dream, prototype, concept, and one-off cars from Dwight D. Eisenhower's 1950 Presidential Lincoln Limousine to the 1993 Mustang Mach III concept cars. This is the first book on the subject, and features behind-the-scenes images and interviews never before published. 8.5 x 11", 192 pgs, 500 photos, Sftbd. ISBN 9781613252130 Part # CT544



IAMC AWARD WINNER

SELLING THE AMERICAN MUSCLE CAR: Marketing Detroit Iron in the 1960s and 1970s by Diego Rosenberg
Automotive writer Diego Rosenberg examines the tactics and components used by manufacturers in waging war against one another in the muscle car era. Manufacturers poured millions into racing programs, operating under the principle of "Win on Sunday, Sell on Monday." From racing to commercials to print ads, from dealer showrooms to national auto shows, each manufacturer had its own approach in vying for the buyer's attention, and gimmicks and tactics ranged from comical to dead serious. This book takes you back to an era when options were plentiful and performance was cheap. 10 x 10", 192 pgs, 300 photos, Hdbd. ISBN 9781613252031 Part # CT542




IAMC AWARD WINNER

LOST DRAG STRIPS: Ghosts of Quarter-Miles Past by Tommy Lee Byrd
This book takes a look at many of the lost quarter-mile tracks across the country. Some of them are gone completely. Others are ghostly remnants of what once was, offering a sad and even eerie subject for the photographer. The images are teamed with vintage shots of drag racing's glory days, sharing what once was one of America's most popular pastimes with the modern reality facing these facilities today. 8.5 x 11", 176 pgs, 229 color and b/w photos, Sftbd. ISBN 9781613250457 Part # CT514



Best Seller

LOST DRAG STRIPS II: More Ghosts of Quarter-Miles Past by Scotty Gosson
Lost Drag Strips II picks up where the first volume left off, covering even more tracks with archival photos of racing in the tracks' heyday, the cars that ran there, and coverage of the tracks as they exist today. This volume also includes some of the tracks that survived, those that fought off the economic demons and the urban sprawl and continue to run today. 8.5 x 11", 176 pgs, 249 photos, Sftbd. ISBN 9781613252239 Part # CT550




Best Seller

LOST ROAD COURSES: Ghosts of Riverside, Ontario, Bridgehampton & More by Martin Rudow
Road racer and road racing expert Martin Rudow retraces road racing's glorious past and visits the defunct classic road courses across the United States and Canada. Rudow recounts the breathtaking races and fascinating history of more than 16 tracks through period photos and digs beneath the surface to reveal the story behind the story. 8.5 x 11", 176 pgs, 358 b/w and color photos, Sftbd. ISBN 9781613252222 Part # CT549




Best Seller

ISKY: Ed Iskenderian and the History of Hot Rodding by Matt Stone
This book tells the whole story of Ed "Isky" Iskenderian, from his pre-war Lake Muroc and car club activities and then his military service, to starting a small business fabricating parts and making cams in the back of a rented shop, and then selling cams to other rodders. 7 x 10", 208 pgs, 250 photos, Hdbd. ISBN 9781613252901 Part # CT570




Best Seller

TOP FUEL DRAGSTERS: Drag Racing's Rear-Engine Revolution by Steve Reyes
Industry legend and veteran journalist Steve Reyes witnessed all the technological changes; he has the photos, anecdotes, quotes, and tales of the era. He discusses it all, including the experimentation that led to incredibly exciting racing and wild mishaps. In the pages of this book he shares all the stories of this incredible racing era. 8.5 x 11", 176 pgs, 300 photos, Sftbd. ISBN 9781613252185 Part # CT547



Best Seller

STREET SLEEPERS: The Art of the Deceptively Fast Car by Tommy Lee Byrd
The art of building a successful sleeper has varied as styles and times have changed. One fact that remains constant is that the car's appearance belies its performance potential. This book exposes those secrets, and the owners and builders share their deceptive art. The photos in this edition are black & white. 8.5 x 11", 144 pgs, 321 b/w photos, Sftbd. ISBN 9781613252000 Part # CT498P




Best Seller

AMERICA'S WILDEST SHOW RODS OF THE 1960S & 1970S by Scotty Gosson
In the 1960s and 1970s, a new breed of car was developed—the show rod. What began as visions of futuristic cars eventually morphed into cartoon-like representations of cars. This book features iconic cars from builders such as George Barris, Ed "Big Daddy" Roth, Gene Winfield, Dean Jeffries, "Candy" Joe Bailon, Bob Reisner, Darryl Starbird, and Tom Daniel. 8.5 x 11", 160 pgs, 325 color photos, Sftbd. ISBN 9781613250365 Part # CT510


POD Book




DODGE DAYTONA & PLYMOUTH SUPERBIRD: Design, Development, Production and Competition by *Steve Lehto*
 Author Steve Lehto gives a thorough and detailed account of the history of this battle that culminated with the final wars between the Ford Talladega/Mercury Cyclone and the Dodge Daytona/Plymouth Superbird. The story of Richard Petty's defection from Plymouth, the mighty Hemi, and the creation of the street version of these cars all come to light in this all-encompassing tale of Chrysler climbing the ladder to NASCAR supremacy. 10 x 10", 204 pgs, 360 photos, Hdbd. Part # CT543



MOTORAMA: GM's Legendary Show and Concept Cars by *David Temple*
 Motorama expert and experienced author David Temple has comprehensively researched the show, the cars, and the personalities to create a fascinating new story with new photos of these magnificent cars. Temple goes into detail on the body, frame, engine, drivetrain, and special features of each showcase model. He has also retraced the ownership histories of some of these cars. 8.5 x 11", 208 pgs, 400 color and b/w photos, Hdbd. ISBN 9781613251591 Part # CT533



SOX & MARTIN: The Most Famous Team in Drag Racing by *Jim Schild*
 This book is a comprehensive archival recap of straight-line racing's greatest duo. Historic and modern imagery recapture the celebrated Plymouth race cars campaigned by Ronnie and Buddy throughout their legendary partnership. Also chronicled are the lesser-known Oldsmobile, Ford, Pontiac, Chevrolet, and Mercury mounts predating their time with Chrysler. The races, the cars, the events; all of the golden age of drag racing is covered. 8.5 x 11", 176 pgs, 351 photos, Sftbd. ISBN 9781613252147 Part # CT545




HEMI: A HISTORY OF CHRYSLER'S ICONIC V-8 IN COMPETITION by *Geoff Stunkard*
 Whether the Hemi was installed in a Charger, Super Bee, Barracuda, Superbird, or any number of other cars, the engine dominated the competition in NHRA, NASCAR, and other forms of racing. Author Geoff Stunkard retraces the fascinating Hemi competition history and covers the big wins, many championships, and key developments in the engine's life. The racing triumphs of Richard Petty, David Pearson, Dick Landy, Don Garlits, and countless others are brought to life in the pages of this book. 8.5 x 11", 192 pgs, 377 photos, Sftbd. ISBN 9781613251881 Part # CT537




DRAG RACING'S QUARTER-MILE WARRIORS: Then & Now by *Doug Boyce*
 Author Doug Boyce takes a unique look at the most memorable, interesting, and successful cars from this golden age of drag racing. Chronicled are Diggers and Rail dragsters, Funny Cars, wild Alters, door slammers including Super and Junior Stock cars, early 1970s Pro Stock cars and more. Vintage and modern photography in a unique "then and now" format cover the cars as they first competed, through their evolution (or inactivity) over the years, and how they look today. 8.5 x 11", 192 pgs, 500 color and b/w photos. Sftbd. ISBN 9781613251331 Part # CT528




THE DEFINITIVE BARRACUDA AND CHALLENGER GUIDE: 1970-1974 by *Scott Ross*
 If you have been searching for the comprehensive story and vital option information for these classic Mopar muscle cars, you don't need to look any further. Seasoned journalist Scott Ross has unearthed new information from the key personnel involved in designing, engineering, and building these brash muscle cars. He provides comprehensive engine, transmission, and interior options as well as essential trim package and color code information. 8.5 x 11", 192 pgs, 350 photos, Hdbd. ISBN 9781613252369 Part # CT558




SHOW ROD MODEL KITS: A Showcase of America's Wildest Model Kits by *Scotty Gossan*
 A complement to author Scotty Gossan's previous title, America's Wildest Show Rods of the 1960s & 1970s, this all-new book covers what was often the inspiration for all those crazy show rods, the model kits themselves. Viewed from a collector's standpoint rather than a builder's point of view, all of the coolest and wildest kits are featured. Kits such as the Red Baron, Li'l Coffin, Mysterion, Uncertain-T, Batmobile, and many more are featured from manufacturers including Monogram, AMT, Revell, and MPC. 8.5 x 11", 144 pgs, 530 color photos, Sftbd. ISBN 9781613251560 Part # CT531



JERRY HEASLEY'S RARE FINDS: Mustangs & Fords by *Jerry Heasley*
 As the automotive Indiana Jones, Jerry Heasley has been tracking down and creating compelling stories of the rarest and most sought-after Mustangs and high-performance Fords for years. Here, Heasley has built a collection of his finest stories of Mustangs and Fords parked and forgotten by owners or shuffled between family members and never seen again. The photos in this edition are black & white. 8.5 x 11", 144 pgs, 186 b/w photos. Sftbd. ISBN 9781613252451 Part # CT509P




THE HISTORY OF AMC MOTORSPORTS: Trans-Am, Drag, NASCAR, Land Speed and More by *Bob McClurg*
 Never before has a single volume chronicled the events that encompass AMC racing history. Whether you are a hard-core racing history fan or a casual enthusiast of the AMC street offerings, this book provides a unique showcase vital to every enthusiast's library. 10 x 10", 204 pgs, 292 photos, Hdbd. ISBN 9781613251775 Part # CT536



TROSLY'S HOW TO DRAW CARTOON CARS by *George Trosley*
 This book takes you through the step-by-step process of drawing your favorite cars, starting with the basics such as profiles, point of view, speed, attitudes, custom graphics, and coloring. You learn to draw components including wheels, engines, and accessories. Then you are treated to step-by-step lessons on many different body styles: Corvettes, Mustangs, pickup trucks, off-road trucks, muscle cars, hot rods, plus a few race cars. 8.5 x 11", 144 pgs, 462 illustrations, Sftbd. ISBN 9781613252352 Part # CT557


NASCAR



DALE VS DAYTONA: The Intimidator's Quest to Win the Great American Race by *Rick Houston*
 Never before have Dale Earnhardt's attempts to win the Daytona 500 been chronicled in one publication with this amount of detail and under such intense scrutiny. From the Dale and Dale show, to the seagull, to the last-lap heartaches, you ride shotgun with the author as he takes you around-and-around in *Dale vs Daytona: The Intimidator's Quest to Conquer the Great American Race*. 6 x 9", 240 pgs, 113 photos, Hdbd. ISBN 9781613253335 Part # CT594



BRISTOL: Stories of Oval and Drag Racing in Thunder Valley by *David McGee*
 Author and Bristol historian David McGee examines more than 50 of the greatest races and legendary moments from Bristol Motor Speedway and Bristol Dragway. Stories about Dale Earnhardt, Don Garlits, Rusty Wallace, Rickie Smith, and others are told with more than 180 action-packed photos. 7 x 10", 208 pgs, 180 photos, Sftbd. ISBN 9781613253489 Available January 2018 Part # CT600




NASCAR'S GREATEST RACE: The 1992 Hooters 500 by *Rick Houston*
 Author Rick Houston has gathered new interviews from Bill Elliott, Paul Andrews, Larry Reynolds, Ray Evernham, Rick Mast, Brett Bodine, Kyle Petty, and Tim Brewer. They all give fresh recollections and new information on the events leading up to and including the 1992 Hooters 500. Relive the closest championship contest in NASCAR history to that point. 6 x 9", 224 pgs, 110 photos, Hdbd. ISBN 9781613252857 Part # CT568

CHECK OUT OUR SIGNED EDITIONS ON PAGE 5

You can own a valuable and rare signed edition book, available only to our customers for a short amount of time. They are in limited supply so hurry!




FACT BOOKS



1001 NASCAR FACTS by John Close
Covered in depth are 65+ years of the cars, tracks, milestones, and personalities that have made this sport what it is today. With this book you will be racing through the pages and absorbing information that will make you a walking encyclopedia of NASCAR knowledge. 6 x 9", 376 pgs, 125 b/w photos, Sftbd. ISBN 9781613253106


Part # CT584



STEVE MAGNANTE'S 1001 MUSTANG FACTS

Whether you're an avid fan of all Mustangs, a trivia buff who wants to stump your friends, or have a particular affinity for a particular era of Mustangs, this book is an informative and entertaining collection of facts from one of the industry's most beloved and respected sources. 8.5 x 11",

416 pgs, 100 b/w photos, Sftbd. ISBN 9781613252727
Part # CT563



STEVE MAGNANTE'S 1001 MUSCLE CAR FACTS

Author Steve Magnante is well known for his encyclopedia-like knowledge of automotive facts. There are 1,001 well-researched muscle car facts in this book that even the most esteemed experts would be excited to learn. Fans of these collectible cars will appreciate the technical and entertaining


information shared on every page about all of the great American makes. 6 x 9", 416 pgs, 110 b/w photos, Sftbd. ISBN 9781613250570 Part # CT517



NEW
STEVE MAGNANTE'S 1001 CORVETTE FACTS

In this latest volume in the popular 1001 Facts series, Magnante turns his attention to the most popular American sports car ever built, the Chevrolet Corvette. Magnante covers all models, generation by

generation. Corvette fans of any generation are sure to love this collection. 6 x 9", 416 pgs, 115 photos, Sftbd. ISBN 9781613253731 Available March 2018
Part # CT607



1001 DRAG RACING FACTS: The Golden Age of Top Fuel, Funny Cars, Door Slammers & More by Doug Boyce

Spanning the 1950s through the 1970s, this book is packed with well-researched drag racing facts that even some of the most hard-core drag racing fans might be surprised to learn. Covered are all the popular classes of drag racing of the era, including Top Fuelers, Funny Cars, Pro Stocks, and Eliminators including Gassers and Alters, Stocks, Super Stocks, and more. 6 x 9", 344 pgs, 125 photos, Sftbd. ISBN 9781613251911
Part # CT539



AMERICAN IRON MAGAZINE PRESENTS 1001 HARLEY-DAVIDSON FACTS by Tyler Greenblatt

American Iron magazine editor Tyler Greenblatt has compiled 1,001 Harley-Davidson facts into this single volume, with subjects ranging from the historic powertrains to pop culture to Harley-Davidson as a company and manufacturer.

6 x 9", 416 pgs, 110 photos, Sftbd. ISBN 9781613252963
Part # CT575


CHEVROLET



NEW
CHEVROLETS OF THE 1950s: A Decade of Technical Innovation by David Temple

Automotive historian and veteran author David Temple goes behind the scenes to reveal how General Motors designed, developed, and delivered breakthrough technologies on Chevrolet's fine portfolio of cars: the Corvette, 1955-1957

Bel Air, Nomad, Impala, and many more. 8.5 x 11", 192 pgs, 400 photos, Sftbd. ISBN 9781613253748 Available June 2018 Part # CT608




HOW TO BUILD MAX-PERFORMANCE CHEVY LT1/LT4 ENGINES by Myron Cottrell

This book includes factory and aftermarket components of the Chevy LT1/LT4 engines, offering sound performance advice and recommendations. Complete engine build-up recipes are provided, along with their respective horsepower and torque

levels. The photos in this edition are black & white. 8.5 x 11", 136 pgs, 300 b/w photos, Sftbd. ISBN 9781613252468 Part # SA206P

● POD Book




CHEVY TPI FUEL INJECTION SWAPPER'S GUIDE by John Baechtel

This manual takes you step-by-step through the fuel injection system and the retrofitting of a TPI system to a typical Chevy small-block motor. Covers 1985-1992 systems, including mass air and speed density systems. Contains charts, detailed electronic

information, and everything else you need to perform this swap. The photos in this edition are black & white. 8-3/8 x 10-7/8", 128 pgs, 300 b/w photos, Sftbd. ISBN 9781934709856 Part # SA53P


● POD Book



NEW
CHEVY NOVA 1968-1974: How to Build and Modify by Wayne Scraba

Veteran author and Chevy expert Wayne Scraba shows you all you need to know to build a killer street or strip Nova. Included is detailed information on driveline upgrades,

rear-suspension options for the ultimate hook, front-end suspension and chassis components for good handling and weight transfer, excellent brake upgrades, engine swap options, cooling system upgrades, and more. 8.5 x 11", 144 pgs, 428 photos, Sftbd. ISBN 9781613253304 Part # SA392



HOW TO REBUILD & MODIFY CHEVY 348/409 ENGINES by John Carollo

Recently, the 348 and 409 have enjoyed a high-performance renaissance and many speed shops are making heads, blocks, and virtually every part for the venerable 409 engine. Veteran magazine writer and author John Carollo provides insight-

ful instruction for rebuilding a stock engine and also how to build a sound max-performance W engine as well. The photos in this edition are black & white. 8.5 x 11", 144 pgs, 400 b/w photos, Sftbd. ISBN 9781934709573 Part # SA210




HOW TO BUILD & MODIFY GM PRO-TOURING STREET MACHINES by Tony Hunter

Author Tony E. Hunter goes through a car's major systems - drivetrain, chassis, suspension, body, and interior - and shows you how to upgrade that classic muscle car to make it a modern performer. Electronic fuel injection, 6-speed


transmissions, better shocks and springs, modern seating and instruments, and subtle body mods are all covered, along with step-by-step how-to sequences on many key modifications. The photos in this edition are black & white. 8.5 x 11", 128 pgs, 375 b/w photos, Sftbd. ISBN 9781613250037 Part # SA81P

● POD Book



GM G-BODY PERFORMANCE UPGRADES 1978-1987
 by Joe Hinds
 Covers Chevy Malibu & Monte Carlo, Pontiac Grand Prix, Olds Cutlass Supreme & Buick Regal. This is one of GM's most popular chassis and aftermarket support for it is huge. It's the last mass-produced V-8/rear-drive chassis that enthusiasts can afford and

readily modify. A solid collection of upgrades including brakes, suspension, and the installation of GM's most popular modern engine—the LS-Series V-8—are all covered in great detail. 8.5 x 11", 144 pgs, 395 color photos, Sftbd. ISBN 9781613250327 Part # SA246




HOW TO BUILD MAX-PERFORMANCE CHEVY SMALL-BLOCKS ON A BUDGET by David Vizard



Highly regarded engine builder and technical writer David Vizard turns his attention to building serious-horsepower small-block Chevy engines on a budget—


would you believe 600 hp for about \$3,000? Includes factory part numbers, easy do-it-yourself cylinder head mods, aftermarket parts, and more. 8.5 x 11", 144 pgs, over 300 color photos, Sftbd. ISBN 9781932494846 Part # SA57



SMALL-BLOCK CHEVROLET: Stock and High-Performance Rebuilds by Larry Atherton & Larry Schreib

In this newly updated edition, *Small-Block Chevrolet: Stock and High-Performance Rebuilds* is a step-by-step Workbench® Book that shows you how to rebuild a stock or performance oriented small-block Chevy in your


own garage. 8.5 x 11", 160 pgs, 637 color photos, Sftbd. ISBN 9781613251966 Part # SA26



REBUILDING THE SMALL-BLOCK CHEVY: Step-by-Step Videobook by Larry Atherton & Larry Schreib

In this newly updated edition, detailed sections show how to disassemble a used engine, inspect for signs of damage, select replacement parts, buy machine work, check critical component fit, and much more! The DVD


takes a trip to the machine shop and shows the viewer the entire process. 8.5 x 11", 160 pgs, 650 color photos, Sftbd. ISBN 9781613251973 Part # SA116



HIGH-PERFORMANCE CHEVY SMALL-BLOCK CYLINDER HEADS by Graham Hansen

Covers both Gen I and Gen II small-block Chevys, occasionally touching on the Gen III and Gen IV engines. It starts with the basics and works into more in-depth concepts and variables. It features airflow basics, extensive


flow bench tests, information on production and aftermarket heads, basic porting techniques, and more. The photos in this edition are black & white. 8.5 x 11", 144 pgs, 300 b/w photos, Sftbd. ISBN 9781613250631 Part # SA125P



SMALL-BLOCK CHEVY PERFORMANCE 1955-1996 by John Baechtel

This book covers the latest information on all Gen I and Gen II Chevy small-blocks in one volume. The detailed text and photos deliver the best solutions for making your engine perform. Chapters explain techniques for preparing blocks, crankshafts,


connecting rods, pistons, cylinder heads, and includes popular ignition, carburetor, camshaft, and valvetrain tips and tricks. The photos in this edition are black & white. 8.5 x 11", 144 pgs, approx. 500 b/w photos, Sftbd. ISBN 9781934709801 Part # SA110P



HOW TO BUILD BIG-INCH CHEVY SMALL-BLOCKS by Graham Hansen

By building a big-cube small-block, you can have all the additional torque and horsepower of a big-block, without all the extra weight, expense, and effort. In this all-new color edition, author Graham Hansen takes a step-by-step approach to selecting


the best OEM or aftermarket block, crank, rods, and pistons to construct your big-inch short-block. The photos in this edition are black & white. 8.5 x 11", 144 pgs, 328 b/w photos, Sftbd. ISBN 9781613253250 Part # SA87P



HIGH-PERFORMANCE CHEVY SMALL-BLOCK CAMS & VALVE-TRAINS by Graham Hansen

Camshaft basics, including a thorough explanation of how a cam operates with the rest of the engine and valvetrain. Roller and flat-tappet cams are compared, and the book covers rocker arms, lifters, valves,


valvesprings, retainers, guideplates, pushrods, cam drives, and more. The photos in this edition are black & white. 8.5 x 11", 144 pgs, approx. 300 b/w photos, Sftbd. ISBN 9781613250563 Part # SA105P



CHEVROLET SMALL-BLOCK PARTS INTERCHANGE MANUAL by Ed Staffel

Provides complete factory parts interchange information, allowing hot rodders to custom build their own high-performance version of the famous Chevy "Mouse" motor from off-the-shelf parts. Includes factory


part numbers, casting marks, production histories, suppliers, performance capabilities of various components, and more. The photos in this edition are black & white. 8.5 x 11", 144 pgs, 300 b/w photos, Sftbd. ISBN 9781613251089 Part # SA55P



HOW TO BUILD CHEVY SMALL-BLOCK CIRCLE-TRACK RACING ENGINES by Jeff Huneycutt

The book starts by helping you determine the unique needs of your car and track. Then it proceeds to cover every aspect of building a high-horsepower race engine, ending with advice for dynamometer testing


as well as tuning and maintenance. It is chock full of tips and tricks that will have your engine making more power—reliably—than the competition. The photos in this edition are black & white. 8.5 x 11", 144 pgs, 400 b/w photos, Sftbd. ISBN 9781613250099 Part # SA121P



DAVID VIZARD'S CHEVY BIG-BLOCKS: HOW TO BUILD MAX PERFORMANCE ON A BUDGET

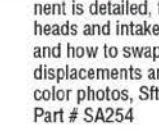
Master engine builder David Vizard takes big-block Chevy engine building to the next level and shows how to build these extreme high-performance engines without breaking the bank. It goes well beyond the basic performance techniques and

dives into exceptional detail on each component group of the engine. 8.5 x 11", 144 pgs, 400 color photos. Sftbd. ISBN 9781613251621 Part # SA311




CHEVY BIG-BLOCK ENGINE PARTS INTERCHANGE: The Ultimate Guide to Sourcing and Selecting Compatible Factory Parts by John Baechtel

Hundreds of factory part numbers, RPOs, and detailed color photos cover all generations of the Chevy big-block engine are included. Every component is detailed, from crankshafts and rods to cylinder heads and intakes. You'll learn what works, what doesn't, and how to swap components among different engine displacements and generations. 8.5 x 11", 144 pgs, 350 color photos, Sftbd. ISBN 9781613250501 Part # SA254




HOW TO REBUILD THE BIG-BLOCK CHEVROLET by Tony E. Huntmer

Covers the history of the big-block Chevy, preparation and tool requirements, engine removal and teardown, first inspection, parts, machine work and cleanup, final engine assembly, and start-up. This Workbench book is also a guide for building performance applications. The photos in this edition are black & white. 8.5 x 11", 160 pgs, approx. 450 b/w photos, Sftbd. ISBN 9781613250525 Part # SA142P



HOW TO REBUILD THE BIG-BLOCK CHEVROLET by Tony E. Huntmer

Covers the history of the big-block Chevy, preparation and tool requirements, engine removal and teardown, first inspection, parts, machine work and cleanup, final engine assembly, and start-up. This Workbench book is also a guide for building performance applications. The photos in this edition are black & white. 8.5 x 11", 160 pgs, approx. 450 b/w photos, Sftbd. ISBN 9781613250525 Part # SA142P




HOW TO BUILD KILLER BIG-BLOCK CHEVY ENGINES by Tom Dufur


Author Tom Dufur reviews the commonly available factory parts along with many aftermarket offerings, and discusses the advantages of both. Additionally, he includes popular buildup recipes and showcases the dyno results, proving

theories, and sharing in-depth research. Dufur has decades of experience designing, assembling, tuning, and racing the big-block Chevy engine. The photos in this edition are black & white. 8.5 x 11", 144 pgs, 350 b/w photos, Sftbd. ISBN 9781613251706 Part # SA190P

CAMARO




THE DEFINITIVE CAMARO GUIDE: 1970½-1981 by Jason Scott
Whether you have an SS, Z/28, Rally Sport, Type LT, Sport Coupe, or Berlinetta, this book showcases the various cosmetic, interior, powertrain, and chassis changes that occurred on all models through the years. Heavily illustrated, the book features more than 400 images detailing the correct parts and accessories your Camaro had when new. 8.5 x 11", 192 pgs, 419 color photos, Hdbd. ISBN 9781613252192 Part # CT548




1969 CHEVROLET CAMARO SS: Muscle cars In Detail No. 4 by Bobby Kimbrough
This Volume No. 4 of CarTech's In Detail series provides an introduction and historical overview, an explanation of the design and concepts involved in creating the 1969 Camaro SS, a look at marketing and promotion, an in-depth study of all hardware and available options, as well as an examination of where the car is on the market today. 8.25 x 9", 96 pgs, 110 photos, Sftbd. ISBN 9781613252741 Part # CT564



CAMARO 5TH GEN 2010-2015: How to Build and Modify by Scott Parker
Filling these pages is great step-by-step information on modifying your 5th Gen, including upgrade instruction on brakes, suspension, rear axles, intake and exhaust, cooling, fuel systems, transmissions, LS engine mods, superchargers, turbochargers, ECM tuning, aftermarket EFIs, and more. 8.5 x 11", 192 pgs, 591 color photos, Sftbd. ISBN 9781613251638 Part # SA312




HOW TO RESTORE YOUR CAMARO 1967-1969 by Tony Huntimer and Brian Henderson
Provides in-depth, hands-on information and photography for restoring these popular and historically significant cars. It covers all aspects of restoration, including engines and drivelines, bodywork, interior and trim, suspension, brakes, chassis, and steering for the first-generation Camaros. Organization and planning are covered, so restorers can stay on task. The photos in this edition are black & white. 8.5 x 11", 160 pgs, 450 b/w photos, Sftbd. ISBN 9781613252246 Part # SA178P




CAMARO & FIREBIRD PERFORMANCE PROJECTS: 1970-1981 by Jeff Tann
Several million Camaros and Firebirds were built from 1970 to 1981. Many were sparsely equipped cars and are perfect candidates for a full pro-touring treatment. This book covers a wide range of modifications, from borderline basic to in-depth and complex. Included modifications are supercharger installs, head swaps, ignition and carburetor mods, brake upgrades, transmission, differential, and driveline upgrades, engine bolt-ons, multi-link rear suspensions, and more. The photos in this edition are black & white. 8.5 x 11", 176 pgs, 450 photos, Sftbd. ISBN 9781613253700 Part # SA237P

CHEVELLE



NEW THE DEFINITIVE CHEVELLE SS GUIDE 1964-1972 by Dale McIntosh
Beginning in 1969, the Chevelle SS was no longer its own model and relegated to being an option package. Hence, it can become difficult to determine if a 1969-1972 model was ordered from the factory with Super Sport equipment. Author and noted Chevelle expert Dale McIntosh discusses each model in a year-by-year format providing correct information on what was and wasn't part of the Malibu SS, SS396, and SS-optional Chevelle. 8.5 x 11", 192 pgs, 450 photos, Sftbd. ISBN 9781613253656 Available February 2018 Part # CT604



CHEVELLE DATA AND ID GUIDE: 1964-1972 by Dale McIntosh
This book is a no-nonsense hard-hitting data book that delivers all the necessary information to correctly identify the numbers and options associated with your Chevelle. Production numbers, VIN decoding, engine/transmission/rear axle codes, interior codes, exterior paint codes, color combination charts, and full options lists are provided. 5 x 8", 240 pgs, 127 photos. Sftbd. ISBN 9781613252987 Part # CT577



1970 CHEVROLET CHEVELLE SS: Muscle cars In Detail No. 1 by Dale McIntosh
As with all In Detail Series titles, this book provides an introduction and historical overview, an explanation of the design and concepts involved in creating the car, a look at marketing and promotion, and an in-depth study of all hardware and available options, as well as an examination of where the 1970 Chevelle SS is in the market today. 8.25 x 9", 96 pgs, 110 photos, Sftbd. ISBN 9781613253175 Part # CT588




CHEVELLE PERFORMANCE PROJECTS: 1964-1972 by Cole Quinell
The author provides comprehensive instruction on upgrades to every component group of the car including chassis, suspension, brakes, transmission, driveline, engine, interior, and electrics. Examples of component installs include HEI ignition, upgrading steering systems, tubular A-arms, 5-speed transmission swaps, stiffer coil-over and leaf springs, and much more. Installing a modern GM LS engine is covered as well. 8.5 x 11", 176 pgs, 418 color photos, Sftbd. ISBN 9781934709795 Part #SA226


CORVETTE




NEW THE CORVETTE HUNTER: Kevin Mackay's Greatest Corvette Finds by Tyler Greenblatt
Kevin Mackay tells story after story of finding and restoring valuable Corvettes such as the 1960 Briggs Cunningham Le Mans racer that took 1st in class. He also tells stories of Steve McQueen's 1966 Corvette, the 1967 Bounty Hunter racer, 1968 Sunray DX #2 and #3, and chassis #003 from 1953. Few authorities in the hobby could be counted on to provide this much entertainment in a single volume. 6 x 9", 240 pgs, 110 photos, Hdbd. ISBN 9781613253472 Available March 2018 Part # CT599



HOW TO RESTORE YOUR CORVETTE 1963-1967 by Chris Petris
This book covers all aspects of the restoration process, including engines and drivelines, bodywork, paint, interior and trim, suspension, brakes, chassis, and steering. In addition, it contains essential authenticity information and key considerations involved in the restoration process. Author Chris Petris owns and runs a respected Corvette restoration and parts supply business, and has been a Bloomington Gold School Technical Instructor for nine years. The photos in this edition are black & white. 8.5 x 11", 192 pgs, 540 b/w photos, Sftbd. ISBN 9781613253588 Part # SA223P




CORVETTE C3 1968-1982: How to Build and Modify by Chris Petris
Corvette expert and builder Chris Petris wrote this book for the at-home mechanic as well as the adept enthusiast supervising the build-up of a Corvette C3. Whether it's mildly modifying your Corvette for greater comfort and driveability or substantially modifying it for vastly improved acceleration, braking, and handling, this book has a massive range of projects to accomplish your goals. 8.5 x 11", 176 pgs, 362 color photos, Sftbd. ISBN 9781613250334 Part # SA247



HOW TO RESTORE YOUR C3 CORVETTE: 1968-1982

by *Walt Thurn*
Hands-on restoration techniques for all major component groups are explained in exceptional detail for professional results, including suspension, engine, interior, body, paint, brakes, steering, electrical, and interior. Special coverage is devoted to restoring the birdcage frame and the fiberglass body. If you've been looking for the authoritative guide for restoring your 1968-1982 Stingray, you've found it. 8.5 x 11", 176 pgs, 500 color photos, Sftbd. ISBN 9781613250372 Part # SA248




THE ILLUSTRATED CORVETTE SERIES

by *Scott Teeters*
Author/artist Scott Teeters delivers well-researched facts and figures on all production Corvettes to date, and many of the remarkable racing cars, special editions, concept cars, and tuner variants crafted over the years. Additionally, the author offers his passionate review of a

potential new Corvette design. The photos in this edition are black & white. 8.5 x 11", 144 pgs, Sftbd. ISBN 9781613250242 Part # CT494P

● *POD Book*



NEW STEVE MAGNANTE'S 1001 CORVETTE FACTS

In this latest volume in the popular 1001 Facts series, Magnante turns his attention to the most popular American sports car ever built, the Chevrolet Corvette. Magnante covers all models, generation by generation.

Corvette fans of any generation are sure to love this collection. 6 x 9", 416 pgs, 115 photos, Sftbd. ISBN 9781613253731 Available March 2018 Part # CT607




HIGH-PERFORMANCE C5 CORVETTE BUILDER'S GUIDE

by *Walt Thurn*
Shows you how to upgrade your Corvette's engine, from basic bolt-ons to serious engine modifications. There are also chapters on tweaking your suspension, drivetrain, brakes, wheels, and tires. Included are

tables, charts, color pictures, and step-by-step build-ups and how-to sequences to explain how to correctly modify your C5 for drag racing, road racing, autocross, or simply to turn heads on cruise nights. The photos in this edition are black & white. 8.5 x 11", 144 pgs, 350 b/w photos, Sftbd. ISBN 9781613250266 Part # SA127P

● *POD Book*

GM LS SERIES




SWAP LS ENGINES INTO CHEVELLES AND GM A-BODIES: 1964-1972

by *Jefferson Bryant*
Author Jefferson Bryant provides detailed step-by-step instructions for installing an LS powerplant into a Chevelle, Buick GS, Oldsmobile Cutlass, and Pontiac GTO. He explains essential procedures, time saving techniques, and solutions to common problems. 8.5 x 11", 144 pgs, 400 photos, Sftbd. ISBN 9781613253069 Part # SA383



LS SWAPS: How to Swap GM LS Engines into Almost Anything

by *Jefferson Bryant*
As an updated edition of the original top-selling title, this book covers the right way to do a spectrum of swaps. Veteran author and LS engine swap master Jefferson Bryant reveals all the criteria to consider when choosing an LS engine for a swap project. You are guided through everything from selecting or fabricating motor mounts to selecting an oil pan with the correct profile to adapting the computer-control system to the wiring harness. 8.5 x 11", 144 pgs, 400 color photos, Sftbd. ISBN 9781613250938 Part # SA156



HOW TO BUILD LS GEN IV PERFORMANCE ON THE DYNO:

Optimal Parts Combos for Max Horsepower
by *Richard Holdener*
This book provides you a solid parts selection process for assembling a powerful engine package, shows popular packages, and then demonstrates the dyno results of these packages. As such, this is an indispensable resource for anyone building GM LS Gen IV engine. 8.5 x 11", 144 pgs, 400 photos, Sftbd. ISBN 9781613253403 Part # SA395



HOW TO BUILD BIG-INCH GM LS-SERIES ENGINES


by *Stephen Kim*
Author Stephen Kim starts by discussing the stroker options, the maximum stroke and bore for aluminum as well as iron block engines, and the best cranks, rods, and pistons from various aftermarket suppliers. The budding LS engine builder is then able to select parts or the stroker kit that best fits the particular engine and the budget. The photos in this edition are black & white. 8.5 x 11", 144 pgs, 305 b/w photos, Sftbd. ISBN 9781613251645 Part # SA203P

● *POD Book*



HOW TO BUILD HIGH-PERFORMANCE CHEVY LS1/LS6 V-8s


by *Will Handzel*
This book is essential for the enthusiast who wants to get the most performance out of this engine design but is only familiar with the older Chevy small-blocks. In this new edition with full-color photos, you will find everything you need to know about these engines, including the difficult engine removal and installation, simple engine bolt-ons, electronic controls for the Gen III engine, and detailed engine builds at four different power levels. 8.5 x 11", 160 pgs, 550 color photos, Sftbd. ISBN 9781932494884 Part # SA86



HOW TO SUPERCHARGE & TURBOCHARGE GM LS-SERIES ENGINES

by *Barry Kluczyk*
Supercharger and turbocharger design and operation are covered in detail, so you can select the best one for your particular budget, engine, and application. Also covered in detail are the installation challenges, necessary tools, and the time required to do the job. Once the system has been installed, the book covers tuning, maintenance, and how to avoid detonation so the engine stays healthy. The photos in this edition are black & white. 8.5 x 11", 144 pgs, 400 b/w photos, Sftbd. ISBN 9781613251690 Part # SA180P

● *POD Book*



SWAP LS ENGINES INTO CAMAROS & FIREBIRDS

1967-1981 by *Eric McClellan*
Provides excellent instruction and guidance for selecting the best engine for a budget, choosing the adapter plates and engine mounts, dropping the engine in the car, selecting the ideal transmission and drivelines, and completing all facets of the swap. Author McClellan shows you how to integrate the electronic engine control system on the early F-Body cars as well as select and install exhaust, intake, fuel pumps, and upgrade cooling system for the high-performance LS. 8.5 x 11", 144 pgs, 409 color photos, Sftbd. ISBN 9781613250310 Part # SA245




HOW TO REBUILD GM LS-SERIES ENGINES

by *Christopher Werner*
Simple step-by-step instructions on disassembly, cleaning, machining tips, pre-assembly fitting, and final assembly. This book gives considerations for both stock and performance rebuilds. It



guides you through easy and tricky procedures, showing you how to rebuild your engine and ensure it is working perfectly. It also illustrates many of the performance components, accessories, and upgrades that have been developed for the LS-series family of engines. 8.5 x 11", 152 pgs, 600 color photos, Sftbd. ISBN 9781932494600 Part # SA147




HOW TO USE AND UPGRADE TO GM GEN III LS-SERIES POWERTRAIN CONTROL SYSTEMS

by *Mike Noonan*
Author Mike Noonan is an expert engine tuner and programmer and in this book he covers the performance and flexibility aspects of implementing a GM Series III PCM-based control system in great detail. If you are planning any of these complex swaps or just looking to thoroughly understand the nuances of modern GM control systems, this book is a vital addition to your technical library. 8.5 x 11", 144 pgs, 325 color photos. Sftbd. ISBN 9781613250556 Part # SA255

CHECK OUT OUR SIGNED EDITIONS ON PAGE 5

You can own a valuable and rare signed edition book, available only to our customers for a short amount of time. They are in limited supply so hurry!



NEW

KAR-KRAFT: Race Cars, Prototypes and Muscle Cars of Ford's Specialty Vehicle Activity Program
by *Charlie Henry*

The author (a former Kar-Kraft employee) has enlisted the help

of many of his former co-workers to bring you the first book ever published on Ford's all-encompassing special projects facility, Kar-Kraft. 10 x 10", 192 pgs, 332 photos. Hdbd. ISBN 9781613252864 Part # CT569




HOW TO BUILD FORD RESTOMOD STREET MACHINES
by *Tony E. Huntmer*

Shows you how to modify your vintage Ford to accelerate, stop, corner, and ride as good as, if not better than, Detroit's best new high-performance cars. Shows you how to upgrade your engine, drivetrain, chassis, suspension,

body, and interior using factory and aftermarket parts. Covers many Ford-specific upgrades, including the Granada brake swap and the popular Shelby Mod. The photos in this edition are black & white. 8.5 x 11", 144 pgs, 300 b/w photos, Sftbd. ISBN 9781613250075 Part # SA101P


● *POD Book*



HOW TO BUILD COBRA KIT CARS + BUYING USED
by *D. Brian Smith*

The Shelby Cobra was only in production for six short years and only about 1,000 cars were ever made, but Cobra aficionados yearned for and revered these cars. Then, beginning in the late 1970s, companies manufactured and sold Cobra replicas as a kit car. Author D. Brian Smith, former editor-in-chief of Kit Car magazine, shows you each crucial step for assembling a modern Cobra replica, and in particular, he profiles assembling the most popular Cobra kit car. The photos in this edition are black & white. 8.5 x 11", 176 pgs, over 450 b/w photos, Sftbd, ISBN 9781613253878 Part # SA202P

● *POD Book*




NEW

FULL-SIZE FORD RESTORATION: 1960-1964 by *Colin Kleer*

Featuring step-by-step procedures on body, driveline, chassis, and interior components, the author shows, with more than 400 photos and text, how to restore a full-size Ford to its former glory. Crucial projects such as rust

repair and driveline maintenance help guarantee that your Ford will be sound and solid for years to come after the restoration. 8.5 x 11", 192 pgs, 506 photos, Sftbd. ISBN 9781613253274 Part # SA390



FORD Y-BLOCK ENGINES: How to Rebuild and Modify
by *Charles Morris*

In this comprehensive rebuild and high-performance build-up guide, a step-by-step rebuild of a stock 292 is provided, complete with explanatory text and captions as well as color photos. Author Charles Morris profiles the building of a modified


supercharged 322 engine that uses the latest performance parts and technology developed specifically for this engine series. 8.5 x 11", 144 pgs, 400 color photos, Sftbd. ISBN 9781613250617 Part # SA257



HOW TO BUILD MAX-PERFORMANCE FORD FE ENGINES by *Barry Rabotnik*

The Ford FE (Ford Edsel) engine is one of the most popular engines Ford ever produced, and it powered most Ford and Mercury cars and trucks from the late 50s to the mid 70s. While high-performance build-up


principles and techniques are discussed for all engines, author Barry Rabotnik focuses on the max-performance build-up for the most popular engines, such as the 390 and 428. 8.5 x 11", 144 pgs, 400 color photos, Sftbd. ISBN 9781934709153 Part # SA183



FORD FLATHEAD ENGINES: How to Rebuild & Modify
by *Tony Thacker & Mike Herman*

Veteran author Tony Thacker and flathead guru of H&H Flatheads Mike Herman take you step-by-step through the entire process of a rebuild, including teardown, parts inspection, machine shop


processes, replacement part selection, re-assembly, start up, and break-in. 8.5 x 11", 144 pgs, 577 color photos, Sftbd. ISBN 9781613252871 Part # SA379



FULL-SIZE FORDS 1955-1970 by *David Temple*

This is a fascinating retrospective of the cars—the design process, manufacturing, equipment packages, and a thorough listing of options, interior patterns, and paint codes. All models from 1955 to 1970 that brought Ford to dominance in the full-size category are revealed in compelling detail. In addition, author David Temple examines Ford's racing exploits, featuring the dual-quad 427 Cammer engine, the Galaxie Grand National race car, and factory and lightweight drag cars. The photos in this edition are black & white. 8.5 x 11", 144 pgs, 400 b/w photos, Sftbd. ISBN 9781613250709 Part # SA176P

● *POD Book*



FORD SMALL-BLOCK ENGINE PARTS INTERCHANGE
by *George Reid*

This book includes critical information on Ford's greatest small-block engines and goes into great detail on the highly desirable, high-performance hardware produced throughout the 1960s, 1970s, and 1980s. By combining some of the

best parts from various years, great performance potential can be unlocked in ways Ford never offered to the general public. Valuable information on cranks, blocks, heads, cams, intakes, rods, pistons, and even accessories guide you through your project. 8.5 x 11", 144 pgs, 400 photos, Sftbd. ISBN 9781613252123 Part # SA339

● *POD Book*




HOW TO BUILD SUPERCHARGED & TURBOCHARGED SMALL-BLOCK FORDS by *Bob McClurg*

Featuring legendary supercharger and turbocharger manufacturers like Paxton, Vortech, Pro-Charger, Garret-AirResearch and Power Dyne, as well as traditional Roots-style

systems, this book covers everything you need to know about supercharging and turbocharging your small-block Ford. The photos in this edition are black & white. 8.5 x 11", 128 pgs, 425 b/w photos, Sftbd. ISBN 9781613250051 Part # SA95P


● *POD Book*



HOW TO REBUILD THE SMALL-BLOCK FORD by *George Reid*

This book walks you step-by-step through a rebuild, including planning, disassembly, and inspection, choosing the right parts, machine work, assembly, first firing, and break-in. Also included are helpful hints


and tips on performance upgrades, including cams, heads, ignition, induction, and more. 8.5 x 11", 144 pgs, approx. 600 color photos, Sftbd. ISBN 9781932494891 Part # SA102



HOW TO BUILD BIG-INCH FORD SMALL BLOCKS by *George Reid*

Thoroughly explains the concept of building a stroker, paying special attention to the effect that increasing the bore and stroke has on the engine as a whole. Also included is a complete guide to factory head and block castings, as well as aftermarket block and head guides. Complete with four engine buildups ranging from 331 to 408 ci. The photos in this edition are black & white. 8.5 x 11", 128 pgs, 300 b/w photos, Sftbd. ISBN 9781613250846 Part # SA85P


● *POD Book*



FORD 351 CLEVELAND ENGINES: How to Build for Max Performance by *George Reid*

The Ford 351 Cleveland engine quickly turned the performance world upside down after making its debut in the 1970 production models. Ford finally had a small-block that could compete with Chevrolet and Chrysler.

This book covers everything you need to know about using tried-and-true modification techniques as well as modern technology to make your Cleveland engine a cutting-edge performer. 8.5 x 11", 144 pgs, 405 color photos, Sftbd. ISBN 9781613250488 Part # SA252




HOW TO BUILD MAX-PERFORMANCE FORD V-8s ON A BUDGET

by George Feid
This book addresses high-performance V-8 engines such as the 289-, 302-, and 351-ci small-blocks found in Mustangs, as well as the FE series of big-blocks. Emphasis throughout is a budget approach to building high-performance

powerplants through the use of over-the-counter factory components and selected aftermarket pieces. The photos in this edition are black & white. 8.5 x 11", 128 pgs, over 300 b/w photos, Sftbd. ISBN 9781613250785 Part # SA69P

● POD Book



FORD BIG-BLOCK PARTS INTERCHANGE

by George Feid
Expanding on the previous edition of High-Performance Ford Parts Interchange that covered both small- and big-block engines in one volume, this book cuts out the small-block information and devotes every page to the FE Series and 385 big-blocks from Ford, which allows for more complete and extensive coverage. 8.5 x 11", 144 pgs, 400 photos, Sftbd. ISBN 9781613253441 Part # SA397




HOW TO REBUILD BIG-BLOCK FORD ENGINES

by Charles Morris
Limas, FEs, and Clevalands are covered in full detail in this Workbench® rebuild volume. Included are step-by-step heavily illustrated instructions that walk you through the entire process of rebuilding your Ford engine. If you want to breathe new life

into your tired old Ford engine, this is the book for you. The photos in this edition are black & white. 8.5 x 11", 144 pgs, 600 b/w photos, Sftbd. ISBN 9781613250686 Part # SA162P

● POD Book




HOW TO BUILD MAX-PERFORMANCE 4.6-LITER FORD ENGINES

by Sean Hyland
When the 1996 Mustang came out with the 4.6-liter V-8, some performance enthusiasts were scared away by its technology. But those days are long gone. In this updated edition, author Sean Hyland gives you

a comprehensive guide to building and modifying Ford's 2-, 3-, and 4-valve 4.6- and 5.4-liter engines. The photos in this edition are black & white. 8.5 x 11", 144 pgs, approx. 375 b/w photos, Sftbd. ISBN 9781613250815 Part # SA82P \$26.95


● POD Book



FORD COYOTE ENGINES: How to Build Max Performance

by Jim Smart
Veteran Ford writer and historian Jim Smart explains and highlights the latest and greatest options to achieve more horsepower and torque, and of course, faster quarter-mile times. Some of the upgrades covered are engine building techniques, cold-air

induction kits, supercharger and pulley kits, better exhaust headers, fuel system and ECU tuning upgrades, and more. 8.5 x 11", 144 pgs, 400 photos, Sftbd. ISBN 9781613252895 Part # SA380




BUILDING 4.6/5.4L FORD HORSEPOWER ON THE DYNO

by Richard Holdener
Includes complete before-and-after dyno graphs. Covers upgrades for 2-, 3-, and 4-valve modular engines, with chapters on throttle bodies and inlet elbows, intake manifolds, cylinder heads, camshafts, nitrous oxide,

supercharging, turbocharging, headers, exhaust systems, and complete engine buildups. The photos in this edition are black & white. 8.5 x 11", 208 pgs, 340+ b/w photos, Sftbd. ISBN 9781613250082

Part # SA115P

● POD Book




4.6L & 5.4L FORD ENGINES: How to Rebuild - Revised Edition

by George Feid
This revised edition delivers the complete nuts-and-bolts rebuild story so you can rebuild an engine at home and achieve professional results. With detailed photos and comprehensive captions, each step is expertly detailed

in disassembly, machine work, assembly, start-up, break-in, and tuning. 8.5 x 11", 144 pgs, 456 color photos, Sftbd. ISBN 9781613252284 Part # SA155


MUSTANG



1969-1970 FORD MUSTANG BOSS 429: Muscle Cars In Detail No. 7

by Daniel Burrill with Denny Aldridge
The author collaborated with Boss 429 expert Denny Aldridge to give you the straight story on the car,


its special equipment, 429 engine, 4-speed Toploader transmission, interior appointments, paint codes, and options. Also featured is the exciting story of developing this monumental engine, engineering the components and parts to fit the engine and chassis, and assembling the cars. 8.25 x 9", 96 pgs, 124 photos, Sftbd. ISBN 9781613253168 Part # CT587



1969 FORD MUSTANG MACH 1: Muscle Cars In Detail No. 9

by Mike Mueller
The 1969 Mach 1 was Ford's attempt to create a package and a style to match the performance of its recently released and very potent 428-ci Cobra Jet engine

package. Displacing the still-available but more conservative GT trim, the Mach 1 included unique and innovative graphics and mechanical innovations such as shaker hood scoops, dual racing mirrors, deluxe interiors, competition suspension, dual chrome exhaust tips, and blacked-out hoods. 8.25 x 9", 96 pgs, 110 photos, Sftbd. ISBN 9781613253182 Available January 2018 Part # CT58E




FORD MUSTANG PERFORMANCE PROJECTS: 1964 1/2-1973

by Frank Bohanan
Includes installing a crate engine, big high-performance brake kits, coil-over shocks, tubular A-arms, multi-link rear suspension, and many other projects that increase

performance. Covers every component group of the car, such as engine, transmission, rear differential, front suspension, rear suspension, steering, chassis, electrics, interior, tires and wheels, and more. The photos in this edition are black & white. 8.5 x 11", 176 pgs, 500 photos, Sftbd. ISBN 9781613254301

Part # SA212P

● POD Book




HOW TO RESTORE YOUR MUSTANG 1964 1/2-1973

by Frank Bohanan
This unique guide covers the restoration process for every major component group and provides detailed step-by-step restoration information for the most important procedures. The latest techniques and best restoration products are detailed.

All crucial aspects of restoration, including engines, drivelines, body, interior, trim, electrical systems, brakes, steering, and suspension are covered. The photos in this edition are black & white. 8.5 x 11", 192 pgs, 400 photos, Sftbd. ISBN 9781932494969

Part # SA165P


● POD Book



HOW TO SWAP FORD MODULAR ENGINES INTO MUSTANGS, TORINOS AND MORE

by Dave Stribling
Stribling covers motor-mount selection and fabrication, suspension and chassis modifications, aftermarket suspension options, firewall and transmission tunnel modifications, engine management and wiring procedures, fuel systems,


exhaust systems, electrical mods and upgrades, and much more. 8.5 x 11", 144 pgs, 400 photos, Sftbd. ISBN 9781613252956 Part # SA381



1968 SHELBY MUSTANG GT350, GT500 AND GT500KR: Muscle Cars In Detail No. 3

by Greg Kolasa
This book covers the 1968 Shelby GT350, GT500, and GT500KR. It provides an introduction and historical overview, an explanation of the design and concepts involved

in creating the cars, a look at marketing and promotion, and an in-depth study of all hardware and available options, as well as an examination of where the car is in the market today. 8.25 x 11", 96 pgs, 110 photos, Sftbd. ISBN 9781613252925 Part # CT572




BUILDING HIGH-PERFORMANCE FOX-BODY MUSTANGS ON A BUDGET

by George Feid
This is an essential book for anyone who wants to modify this affordable and popular sports car, covering everything from planning your project, engine modification and performance, transmission and driveline upgrades,

to suspension performance modification and body modification. The photos in this edition are black & white. 8.5 x 11", 144 pgs, 350 b/w photos, Sftbd. ISBN 9781613250020

Part # SA75P

● POD Book




HIGH-PERFORMANCE MUSTANG BUILDER'S GUIDE: 1994-2004

by Sean Hyland
The author uses over 300 photos to explain how to upgrade your Mustang's engine, suspension, chassis, transmission, rear end, brakes, and body. There's even a special chapter on becoming active in various forms of

organized racing. The photos in this edition are black & white. 8.5 x 11", 144 pgs, 300 b/w photos, Sftbd. ISBN 9781613250532

Part # SA106P

● POD Book



STEVE MAGNANTE'S 1001 MUSTANG FACTS


Whether you're an avid fan of all Mustangs, a trivia buff who wants to stump your friends, or have a particular affinity for a particular era of Mustangs, this book is an informative and entertaining collection of facts from one of the industry's most beloved and respected

sources. 8.5 x 11", 416 pgs, 100 b/w photos, Sftbd. ISBN 9781613252727 Part # CT563



THE DEFINITIVE BARRACUDA AND CHALLENGER GUIDE:


1970-1974 by *Scott Ross*
If you have been searching for the comprehensive story and vital option information for these classic Mopar muscle cars, you don't need to look any further. Seasoned journalist Scott Ross has unearthed new information from the key personnel involved in designing, engineering, and building these brass muscle cars. He provides comprehensive engine, transmission, and interior options as well as essential trim package and color code information. 8.5 x 11", 192 pgs, 350 photos, Hdbd. ISBN 9781613252369 Part # CT558



LANDY'S DODGES: The Mighty Mopars of "Dandy" Dick Landy


by *Geoff Stunkard*
Chrysler racing historian and author Geoff Stunkard presents a highly detailed account of Dick Landy's cars, including results and images from the Landy family's personal archive and modern shots of his restored cars. At no other time has Landy's entire career been chronicled and cataloged in print with this much attention to detail. 8.5 x 11", 176 pgs, 407 b/w and color photos, Sftbd. ISBN 9781613252482 Part # CT561

Best Seller



DODGE SCAT PACK AND PLYMOUTH RAPID TRANSIT SYSTEM:


Chrysler's Muscle Car Marketing Programs 1968-1972 by *Jim Schild*
You will relive the muscle cars, advertisements, and marketing tools employed by Chrysler in this first-ever book published on these Mopar programs by author and historian Jim Schild. 8.5 x 11", 192 pgs, 400 photos, Sftbd. ISBN 9781613253434 Available March 2018 Part # CT597



DODGE DAYTONA AND PLYMOUTH SUPERBIRD:

Design, Development, Production and Competition by *Steve Lehto*
Author Steve Lehto gives a thorough and detailed account of the history of this battle that


culminated with the final wars between the Ford Talladega/Mercury Cyclone and the Dodge Daytona/Plymouth Superbird. The story of Richard Petty's defection from Plymouth, the mighty Hemi, and the creation of the street version of these cars all come to light in this all-encompassing tale of Chrysler climbing the ladder to NASCAR supremacy. 10 x 10", 204 pgs, 360 photos, Hdbd. ISBN 9781613252048 Part # CT543



HEMI: A History of Chrysler's Iconic V-8 In Competition


by *Geoff Stunkard*
Whether the Hemi was installed in a Charger, Super Bee, Barracuda, Superbird, or any number of other cars, the engine dominated the competition in NHRA, NASCAR, and other forms of racing. Author Geoff Stunkard retraces the fascinating Hemi competition

history and covers the big wins, many championships, and key developments in the engine's life. The racing triumphs of Richard Petty, David Pearson, Dick Landy, Don Garlits, and countless others are brought to life in the pages of this book. 8.5 x 11", 192 pgs, 377 photos, Sftbd. ISBN 9781613251881 Part # CT537




1970 PLYMOUTH SUPERBIRD:

Muscle Cars In Detail No. 11 by *Geoff Stunkard*
Production models languished on salesroom floors due in part to NASCAR having increased the homologation requirement from 500 units to 2,000. These cars were highly specialized, seen as being in excess in proportion to the hottest street cars of the period. Fast-forward to today, Superbirds are highly collectible and are the star attractions at car shows and auctions, pulling top dollar, and generating real excitement. 8.25 x 9", 96 pgs, 120 photos, Sftbd. ISBN 9781613253007 Available April 2018 Part # CT578




1970 PLYMOUTH ROAD RUNNER:

Muscle Cars In Detail No. 10 by *Scott Ross*
The author retraces the history of the Road Runner and brings the 1970 model year into full focus. The stripped-down Road Runner exemplified the essence of a purpose-built muscle car: brute power and stunning acceleration. 8.25 x 9", 96 pgs, 120 photos, Sftbd. ISBN 9781613253045 Available January 2018 Part # CT581




1969 PLYMOUTH ROAD RUNNER:

Muscle Cars In Detail No. 5 by *Wes Eisenschenk*
This Volume No. 5 of CarTech's In Detail series provides an introduction and historical overview, an explanation of the design and concepts involved in creating the 1969 Road Runner, a look at marketing and promotion, an in-depth study of all hardware and available options, as well as an examination of where the car is on the market today. 8.25 x 9", 96 pgs, 120 photos, Sftbd. ISBN 9781613253021 Part # CT580




1971 PLYMOUTH 'CUDA:

Muscle Cars In Detail No. 2 by *Ola Nilsson*
This volume provides an introduction and historical overview, an explanation of the design and concepts involved in creating the car, a look at marketing and promotion, an in-depth study of all hardware and available options, as well as an examination of where the car is on the market today. 8.25 x 9", 96 pgs, 110 photos, Sftbd. ISBN 9781613252970 Part # CT576




DODGE CHALLENGER AND CHARGER:

How to Build and Modify 2006-Present by *Randy Bolig*
Author Randy Bolig shows you how to extract ultimate performance from Challengers and Chargers. He gives you a comprehensive guide to the cars and engines. Bolig details the features, benefits, and drawbacks of each package or set of upgrades, so you select the best modification for your car, application, and budget. He also covers basic to extreme modifications for the R/T and SRT8 models with 5.7-, 6.1-, and 6.4-liter Hemi engines. Guidance for installing heads, rotating assemblies, ignition upgrades, higher-performance injectors, and many other parts are provided. 8.5 x 11", 176 pgs, 410 photos, Sftbd. ISBN 9781613252154 Part # SA340




HOW TO BUILD NEW HEMI PERFORMANCE ON THE DYNO:

Optimal Parts Combos for Max Horsepower by *Richard Holdener*
Fitted with the right high-performance parts, these powerful New Hemi engines can produce far more horsepower and torque than stock. Selecting the ideal parts for the engine and application is essential. Veteran author and dyno testing expert Richard Holdener has done the research, gathered the data, and provided a detailed analysis of the results. Heads and camshafts, headers and exhaust, intakes, throttle bodies, manifolds, electronic engine controls, forced-air induction, and nitrous oxide are all tested. 8.5 x 11", 144 pgs, 400 photos, Sftbd. ISBN 9781613254103 Available June 2018 Part # SA418



NEW HEMI ENGINES: 2003 TO PRESENT:

How to Build Max Performance by *Larry Shepard*
Mopar engine expert and veteran author Larry Shepard reveals up-to-date modification techniques and products for achieving higher performance from your third-generation Hemi engine. Porting and modifying the stock Hemi heads as well as the best flow characteristics with high lift are revealed. In addition, guidance on aftermarket heads is provided. 8.5 x 11", 144 pgs, 400 photos, Sftbd. ISBN 9781613253571 Part # SA404



SOX & MARTIN: The Most Famous Team in Drag Racing

by *Jim Schild*
This book is a comprehensive archival recap of straight-line racing's greatest duo. Historic and modern imagery recapture the celebrated Plymouth race cars campaigned by Ronnie and Buddy throughout their legendary partnership. Also chronicled are the lesser-known Oldsmobile, Ford, Pontiac, Chevrolet, and Mercury mounts predating their time with Chrysler. The races, the cars, the events: all of the golden age of drag racing is covered. 8.5 x 11", 176 pgs, 351 photos, Sftbd. ISBN 9781613252147 Part # CT545




HOW TO BUILD MAX-PERFORMANCE HEMI ENGINES

by *Richard Nedbal*
Details how to extract even more horsepower out of these incredible engines. All the block options from street versus race, new versus old, iron versus aluminum are examined. How to install and set up power adders such as nitrous oxide, superchargers, and turbochargers is also examined. The photos in this edition are black & white. 8.5 x 11", 144 pgs, 375 b/w photos, Sftbd. ISBN 9781613250747 Part # SA164P.




CHRYSLER TORQUEFLITE A-904 AND A-727 TRANSMISSIONS:


How to Rebuild by *Tom Hand*
The author walks you through the TorqueFlite rebuild with color photos showcasing step-by-step procedures with highly detailed, easy-to-follow text. This book will keep money in your pocket and add experience to your résumé, but more important, it will have your Mopar back on the road! 8.5 x 11", 208 pgs, 400 photos, Sftbd. ISBN 9781613253359 Part # SA394




NEW
CHRYSLER A-833 TRANSMISSIONS: How to Rebuild and Modify *By Jamie Passon*
 The author, of Passon Performance, has used his decades of knowledge on the A-833 to create the ultimate book on rebuilding a Chrysler 4-speed. Passon concentrates on disassembling, inspecting, repairing, and reassembling the A-833. More than 400 photos featuring how-to sequences walk you through each phase. 8.5 x 11", 144 pgs, 400 photos, Sftbd. ISBN 9781613253243 Part # SA389 Available May 2018



MOPAR B-BODY RESTORATION: 1966-1970 *by Kevin Shaw & Mike Wilkins*
 This book offers an in-depth resource for restoring a Mopar B-Body. Step-by-step processes walk you through the tasks of metal repair, suspension rebuild, driveline verification, interior restoration, and more. All components are addressed, creating the most complete resource in the marketplace. 8.5 x 11", 176 pgs, 500 photos. Sftbd. ISBN 9781613251928 Part # SA327




MOPAR B-BODY PERFORMANCE UPGRADES 1962-1979 *by Andy Finkbeiner*
 This book explains how to choose the ideal heads, cams, intake, and carb for a complete top-end performance package. In addition, the author discusses and explains the building of a stroker engine. All the stock disc upgrades and aftermarket offerings are included, including Baer and Wilwood systems. The photos in this edition are black & white. 8.5 x 11", 144 pgs, 400 b/w photos, Sftbd. ISBN 9781613252505 Part # SA191P




HOW TO REBUILD THE BIG-BLOCK MOPAR *by Arvid Svendsen*
 The Chrysler R and RB engines—the 360, 383, 400, 413, and 440 built from 1958 to 1976—have powered millions of muscle cars and typical passenger cars. Author Arvid Svendsen takes you through each crucial step of the rebuild process, so you can rebuild your big-block Mopar with confidence and attain professional results. The photos in this edition are black & white. 8.5 x 11", 144 pgs, 400 b/w photos, Sftbd. ISBN 9781613252550 Part # SA197P



HOW TO BUILD MAX-PERFORMANCE MOPAR BIG-BLOCKS *by Andy Finkbeiner*
 Naturally aspirated Mopar Wedge big-blocks are quite capable of producing between 600 and 900 hp. This book covers how to build Mopar 383-, 400-, 413-, and 440-ci engines to reach these power levels. Detailed engine builds at 600-, 700-, 800-, and 900-hp levels provide insight and reveal what can be done with real-world component packages. The photos in this edition are black & white. 8.5 x 11", 144 pgs, 400 b/w photos, Sftbd. ISBN 9781613252592 Part # SA171P




MOPAR SMALL-BLOCK ENGINES: How to Build Max Performance *by Larry Shepard*
 If you own an LA small-block-powered Mopar car or truck, this invaluable guidance and instruction helps you optimize performance and maintain reliability. Mopar engine expert and author Larry Shepard identifies the best parts and guides you through the specific techniques to extract maximum performance from this platform. 8.5 x 11", 144 pgs, 400 photos, Sftbd. ISBN 9781613252802 Part # SA377




HOW TO REBUILD THE SMALL-BLOCK MOPAR *by William Burt*
 This is the most comprehensive rebuild book on small-block Mopar engines ever released, covering 273-, 318-, 340-, and 360-ci LA engines and 5.2- and 5.9-liter Magnum V-8s. Topics covered include removal, tear down, inspection, selecting parts, machine shop work, and assembly. Special sidebars cover torque sequences, cc'ing heads, calculating compression ratio, and painting engine parts. The photos in this edition are black & white. 8.5 x 11", 144 pgs, approx. 600 b/w photos, Sftbd. ISBN 9781613250587 Part # SA143P



HOW TO BUILD BIG-INCH MOPAR SMALL BLOCKS *by Jim Szilagyi*
 This book shows you how to get big-cube power, and then it shows you how to optimize the small-block's other systems—induction, heads, valvetrain, ignition, exhaust, and more—to make the most of the extra cubic inches. Covers building big-inchers from Mopar 318/340/360-ci LA or Magnum 5.2-/5.9-liter engines, using factory and aftermarket parts. The photos in this edition are black & white. 8.5 x 11", 144 pgs, 350 b/w photos, Sftbd. ISBN 9781613250129 Part # SA104P




PONTIAC CONCEPT AND SHOW CARS *by Don Keefe*
 This book puts these landmark cars in historical perspective so you understand their place in the development of automotive design. Don Keefe, Pontiac historian and former editor of *Smoke Signals*, takes you on a fascinating tour of Pontiac's automotive visions and wildest creations. 10 x 10", 192 pgs, 300 photos, Hdbd. ISBN 9781613252161 Part # CT546



HOW TO REBUILD PONTIAC V-8s *by Rocky Rotella*
 Rebuilding a Pontiac V-8 is no longer a mystery as the author steers you through each step of the process with photos and comprehensive captions. He guides you through pulling an engine, disassembly, block inspection, rotating assembly inspection and upgrade, and guiding machine work, so you can meet your performance requirements. 8.5 x 11", 144 pgs, 400 color photos, Sftbd. ISBN 9781613250358 Part # SA200



HOW TO BUILD MAX-PERFORMANCE BUICK ENGINES *by Jefferson Bryant*
 Covers everything from the nailheads of the 50s and early 60s, to the later evolutions of the Buick V-8 through the 60s and 70s, through to the Turbo V-6 models of the 70s and 80s. It supplies the most up-to-date information on heads, blocks, cams, rotating assemblies, interchangeability, and oiling-system improvements and modifications, along with details on the best performance options available, avenues for aftermarket support, and much more. The photos in this edition are black & white. 8.5 x 11", 144 pgs, approx. 320 b/w photos, Sftbd. ISBN 9781934709870 Part # SA146P




HOW TO BUILD MAX-PERFORMANCE PONTIAC V-8s *by Rocky Rotella*
 The book includes honest advice on the proper way to modify components for optimal power and durability. Additionally, high-performance engine builds are completed and the results are shared. If you're considering building a traditional Pontiac V-8 engine for increased power and performance or even competitive racing, this book is a critical component to achieving your goals. 8.5 x 11", 144 pgs, 350 color photos, Sftbd. ISBN 9781934709948 Part # SA233



OLDSMOBILE V-8s: How to Build Max Performance - Revised Edition *by Bill Trovato*
 In this revised edition of Oldsmobile V-8 Engines: How to Build Max Performance, the author provides additional information for extracting the best performance. In particular, he goes into greater detail on ignition systems and other areas of performance. A complete review of factory blocks, cranks, heads, and more is teamed with a thorough review of available aftermarket equipment. Whether mild or wild, the important information on cam selection and Olds-specific engine building techniques are all here. 8.5 x 11", 144 pgs, 404 color photos, Sftbd. ISBN 9781613251744 Part # SA172




NEW
THE DEFINITIVE FIREBIRD & TRANS AM GUIDE: 1970½-1981 *by Rocky Rotella*
 This is sure to become the ultimate second-gen Firebird reference book. Complementing the detail and year-by-year analysis is archival photography from the development of these cars as well as beautiful color photos of original and restored examples today. This book tells the entire story of these immensely popular cars, whether you are into the second generation of F-Body regular models, Formula 400 performance models, Super Duty Trans Ams, or the cars of Smokey and the Bandit fame. 8.5 x 11", 224 pgs, 500 photos, Sftbd. ISBN 9781613253212 Available January 2018 Part # CT591



THE DEFINITIVE FIREBIRD & TRANS AM GUIDE: 1967-1969


by Rocky Rotella
Pontiac expert and historian Rocky Rotella examines each production year of Firebird. Production figures, option codes, running changes, model-year changes and variances, rarity, collectability, interviews with engineers, and more are thoroughly covered in what is sure to be the ultimate Firebird reference book for years to come. 8.5 x 11", 192 pgs, 450 b/w and color photos, Hdbd. ISBN 9781613251492 Part # CT530




TRANS AM & FIREBIRD RESTORATION: 1970-1981
by Melvin Benzaquen
In this revealing guide, all crucial aspects of restoration are covered, including the engine, driveline, interior, trim, electrical system, brakes, steering, and suspension. A special focus is placed on performing common body restoration procedures. Chapters also include VIN decoding, planning, preparation, tools, and painting techniques. Step-by-step photos accompanied by in-depth and detailed captions explain how to perform each stage of the restoration process. 8.5 x 11", 176 pgs, 517 color photos, Sftbd. ISBN 9781613251720 Part # SA316




NEW
GTO DATA AND ID GUIDE:
1964-1972 by Peter C. Sessler
The author dissects the GTO and presents critical data including engine and transmission codes, rear axle identification, exterior and interior colors, options, production numbers, and VIN decoding. If you're at a car show and someone asks you what the distributor number is on your GTO, open this book and find the answer. 5 x 8", 240 pgs, 110 photos, Sftbd. ISBN 9781613253632 Available February 2018 Part # CT603



NEW
1964 PONTIAC GTO:
Muscle Cars In Detail No. 8
by David Bonaskiewich
Pontiac installed the high-performance 389 V-8 into the nimble and lightweight intermediate-size LeMans chassis. It was a watershed moment; the 1964 GTO delivered astounding performance and created the muscle car blueprint that the Detroit manufacturers followed in the 1960s and 1970s. The 1964 GTO is a landmark car, and this book goes well beyond the glossy overview of other books about this car. 8.25 x 9", 96 pgs, 129 photos, Sftbd. ISBN 9781613253205 Part # CT590




1973-1974 PONTIAC TRANS AM SUPER DUTY 455:
Muscle Cars In Detail No. 6
by Barry Kluczyk
This Volume No. 6 of CarTech's In Detail series provides an introduction and historical overview, an explanation of the design and concepts involved in creating the Trans-Am Super Duty, a look at marketing and promotion, an in-depth study of all hardware and available options, as well as an examination of where the car is on the market today. 8.25 x 9", 96 pgs, 110 photos, Sftbd. ISBN 9781613253090 Part # CT583




HOW TO RESTORE YOUR PONTIAC GTO 1964-1974
by Dan Keele
This book covers how to verify the authenticity of your particular car, the most desirable models to restore, and option information. Like our other Restoration Series books, this entry focuses on the actual hands-on, how-to procedures for restoring a GTO to its original condition. If you are restoring any GTO of this time period, this book will be a valuable resource for years to come. The photos in this edition are black & white. 8.5 x 11", 176 pgs, 400 b/w photos, Sftbd. ISBN 9781613253083 Part # SA218P


AMC



THE HISTORY OF AMC MOTORSPORTS: Trans-Am, Drag, NASCAR, Land Speed and Off-Road Racing
by Bob McClurg
Never before has a single volume chronicled the events that encompass AMC racing history. For hardcore racing history fans and casual enthusiasts of the AMC street offerings, this book showcases the early Nash and Hudson models in NASCAR racing all the way through the muscle car era, AMC Javelins in Trans-Am racing, drag racing Super Stock programs, and more. 10 x 10", 192 pgs, 400 b/w and color photos, Hdbd. ISBN 9781613251775 Part # CT536



AMC JAVELIN, AMX & MUSCLE CAR RESTORATION 1968-1974
by Scott Campbell
This restoration guide chronicles the entire process of AMC ownership from selecting a vehicle to disassembly to final re-assembly. Detailed "how-to" coverage of rust repair; panel and sheet-metal replacement; interior and trim restoration; undercarriage chassis, suspension, and driveline rehabilitation; and more. Whether you own an AMC muscle car, especially a Javelin or an AMX, this book will be your go-to restoration source. Also includes in-depth coverage of the decoding and documentation process. 8.5 x 11", 176 pgs, 443 color photos, Sftbd. ISBN 9781613251799 Part # SA318




GM G-BODY PERFORMANCE UPGRADES 1978-1987
by Joe Hinds
Covers Chevy Malibu & Monte Carlo, Pontiac Grand Prix, Olds Cutlass Supreme & Buick Regal. This popular chassis is the last mass-produced V-8/rear-drive that enthusiasts can afford and readily modify. A solid collection of upgrades including brakes, suspension, and the installation of GMs most popular modern engine—the LS-Series V-8—are all covered in great detail. 8.5 x 11", 144 pgs, 395 color photos, Sftbd. ISBN 9781613250327 Part # SA246


SPORT COMPACT



BMW 3-SERIES (E36) 1992-1999:
How to Build and Modify
by Jeff Zurschmeide
The BMW 3-Series set the benchmark for performance and luxury. But even at this level, these cars can be improved dramatically. Each major component group can be modified or upgraded for more performance, so you can build a better car that's balanced and refined. If you want to make your E36 a quicker, better handling, and more capable driving machine, this book is your indispensable guide. 8.5 x 11", 144 pgs, 400 color photos, Sftbd. ISBN 9781613252178 Part # SA341




BUILDING HONDA K-SERIES ENGINE PERFORMANCE
by Richard Holdener
This book gives you a detailed description of the K-series engines, the various kinds of aftermarket performance parts available, and describes how these parts perform on the dyno. You'll find chapters detailing upgrades to the intake, exhaust, cylinder heads, camshafts, and tuning, plus turbochargers, superchargers, and nitrous oxide. The photos in this edition are in black & white. 8.5 x 11", 128 pgs, 350 b/w photos, Sftbd. ISBN 9781613251096 Part # SA134P.




HIGH PERFORMANCE HONDA BUILDERS HANDBOOK V. II
by Joe Pettitt
Following in the footsteps of the very popular Volume I, this work focuses on suspension modifications, brake technology, nitrous oxide tuning, aerodynamic body mods, fuels, dragstrip performance driving tips, etc. for these front-drive wonder cars. The photos in this edition are black & white. 8.5 x 11", 128 pgs, 300 b/w photos, Sftbd. ISBN 9781613251133 Part # SA58P




BMW 3-SERIES (E30) PERFORMANCE GUIDE: 1982-1994
by Robert Bowen
Each specific section of the car (chassis, engine, transmission, etc.) is showcased and suitable performance upgrades are discussed in detail. Exterior appearance items are also covered, as are maximum wheel and tire sizes for the entire family of 3-Series E30 BMWs. 8.5 x 11", 144 pgs, 450 color photos, Sftbd. ISBN 9781934709863 Part # SA229



HONDA K-SERIES ENGINE SWAPS: Upgrade to More Horsepower & Advanced Technology
by Aaron Bank
The author gives you all the details, facts, and figures you need to complete a successful K-series swap into your older chassis. All the different engine variants are covered, as well as interchangeability, compatibility, which accessories work best, wiring and controls operation, drivetrain considerations, and more. 8.5 x 11", 144 pgs, 350 color photos, Sftbd. ISBN 9781613251034 Part # SA276



HIGH-PERFORMANCE HONDA BUILDER'S HANDBOOK VOLUME 1
by Joe Pettitt
Covers all fundamentals of super-tuning a high-performance Honda/Acura engine and gives real-world examples. This book includes build-up information on a B20/B16 Hybrid, a 12-second turbo-charged GSR Civic, a PAC Motorsports stroker motors, and a B20/B16A1 "Frankenstein" combination. Also covers the build-up of an ultra-radical 825-hp turbocharged B18C1 Honda Civic. The photos in this edition are black & white. 8.5 x 11", 160 pgs, 300 b/w photos, Sftbd. ISBN 9781613251348 Part # SA49P




HONDA ENGINE SWAPS

by Aaron Bork

This book details all the most popular performance swaps for Honda Civic, Accord, and Prelude, as well as the Acura Integra. It includes vital information on electrics, fit and drivetrain compatibility, design considerations, step-by-step instruction, and costs. The photos in this edition are black & white. 8.5 x 11", 128 pgs, 350 b/w photos, Sftbd. ISBN 9781613250693 Part # SA93P

● POD Book




HOW TO BUILD HONDA HORSEPOWER

by Richard Holdener

Offers complete results from over 2,000 dyno pulls, and provides tens-of-thousands of dollars' worth of dyno test results from all popular Honda performance parts. From air intake systems to exhausts, cams and cylinder heads to nitrous, turbos, and superchargers, it's all here! The photos in this edition are black & white. 8.5 x 11", 192 pgs, 300 b/w photos, Sftbd. ISBN 9781613251119 Part # SA71P

● POD Book




HIGH-PERFORMANCE DODGE NEON BUILDER'S HANDBOOK

by Mike Ancas

This comprehensive book details suspension and braking improvements, drivetrain modifications, and working on a budget. Engine modifications are extensively covered, including specific details about intake systems, exhaust systems, ignition and fuel systems, short-block modification, and thorough coverage of heads, cams, and valvetrain. The photos in this edition are black & white. 8.5 x 11", 128 pgs, 300 b/w photos, Sftbd. ISBN 9781613250068 Part # SA100P

● POD Book




HOW TO BUILD MAX-PERFORMANCE MITSUBISHI 4G63t ENGINES

by Robert Bowen

Covers every system and component, including the turbocharger system and engine management. This book includes an identification guide and advice for choosing engine components and other parts, including bolt-ons and transmission and

drivetrain upgrades. Profiles of successful built-up engines show examples of what works. Includes helpful guidance for choosing your own engine-building path. The photos in this edition are black & white. 8.5 x 11", 144 pgs, 400 b/w photos, Sftbd. ISBN 9781613250662 Part # SA148P

● POD Book




HIGH-PERFORMANCE SUBARU BUILDER'S GUIDE

by Jeffrey Zurschmeide

Shows you how to modify your Impreza, Legacy, WRX, or STI for improved acceleration, handling, braking, and style. Provides detailed chapters that explain how to modify the intake, exhaust, turbocharger, and computer systems for more

horsepower and torque—plus info on upgrading your drivetrain to handle all that power. The photos in this edition are black & white. 8.5 x 11", 144 pgs, 300 b/w photos, Sftbd. Part # SA141P

● POD Book




HIGH-PERFORMANCE FORD FOCUS BUILDER'S HANDBOOK

by Richard Holdener

This book shows Focus owners exactly what it takes to improve their car's performance, from simple modifications such as installing a new air intake to radical mods like installing a turbocharger. The photos in this edition

are black & white. 8.5 x 11", 128 pgs, 300 b/w photos, Sftbd. ISBN 9781613251102 Part # SA90P

● POD Book



HOW TO REBUILD HONDA B-SERIES ENGINES

by Jason Siu

This book shows how to rebuild the ever-popular Honda B-series engine. It explains variations between the different B-series designations and elaborates upon the features that make this engine family such a tremendous and reliable design. The photos in this edition are black & white. 8.5 x 11",

144 pgs, approx. 600 b/w photos, Sftbd. ISBN 9781613254097 Part # SA154P

● POD Book



THE NEW MINI PERFORMANCE HANDBOOK

by Jeffrey Zurschmeide

This book is designed to take you through the possibilities for performance upgrades, including step-by-step procedures for common upgrades including shocks and springs, brakes, clutch and flywheel, turbo replacement, supercharger pulley replacement, intake, exhaust, and

limited-slip differential. The photos in this edition are black & white. 8.5 x 11", 144 pgs, 350 b/w photos, Sftbd. ISBN 9781613250228 Part # SA182P

● POD Book




SPORT COMPACT NITROUS INJECTION

by Joe Pettit

Used incorrectly, nitrous oxide can destroy an engine. This title shows you how to produce safe, nitrous-enhanced power from high-revving, small-displacement, 4-cylinder engines. The photos in this edition are in black & white. 8.5 x 11", 128 pgs, 300 b/w

photos, Sftbd. Part # SA73P

● POD Book



SPORT COMPACT TURBOS & BLOWERS


by Joe Pettit

This book is an enthusiast's guide to understanding, installing, and using turbochargers and superchargers on sport compact cars. It covers the basics of each system and compares their pros and cons. Typical installations are covered and explained in detail, as is

building and tuning small-displacement 4- and 6-cylinder engines. The photos in this edition are in black & white. 8.5 x 11", 128 pgs, 300 b/w photos, Sftbd. ISBN 9781613250044 Part # SA89P

● POD Book

GENERAL ENGINE & PERFORMANCE




AUTOMOTIVE MACHINING: A Guide to Boring, Decking, Honing & More

by Mike Mavrigian

Machining procedures included are cylinder boring, align boring/honing, decking, valveseat cutting, cam tunnel boring, and a multitude of other services. In addition, multi-angle valve jobs, setting the valveseats, altering

rocker arm ratio, re-conditioning connecting rods, and machining and matching valvetrain components are also covered. 8.5 x 11", 192 pgs, 500 photos, Sftbd. ISBN 9781613252833 Part # SA378




AUTOMOTIVE DIAGNOSTIC SYSTEMS: Understanding OBD I & OBD II

by Keith McCord

Details the main features, capabilities, and characteristics. Shows how to access the port connector on the car, the serial data protocols, and what the serial data means. The diagnostic codes are defined and the

table of common DTCs is shown. Thorough process for troubleshooting problems, tracing a problem to its root, and explaining why DTCs may not lead to the source of the underlying problem. 8.5 x 11", 144 pgs, 172 color photos, Sftbd. ISBN 9781934709061 Part # SA174



DAVID VIZARD'S HOW TO BUILD HORSEPOWER

Extracting maximum torque and horsepower from engines is an art as well as a science. David Vizard is an engineer and, more aptly, an engine building artist who guides you through all the aspects of power production and high-performance engine building. His proven high-performance engine build-

ing methods and techniques are revealed in this all-new edition. Full color throughout, with all-new information. 8.5 x 11", 144 pgs, 351 color photos, Sftbd. ISBN 9781934709177 Part # SA24



PRACTICAL ENGINE AIRFLOW: Performance Theory and Applications

by John Baechtel

Former Hot Rod magazine editor and founder of Westech Performance Group, John Baechtel details airflow dynamics through an engine in layman's terms so you can easily absorb it and apply it. The principles of airflow are explained; specifically,

the physics of air and how it flows through major engine components, including the intake, heads, cylinders, and exhaust system. 8.5 x 11", 160 pgs, 320 color photos, Sftbd. ISBN 9781613251577 Part # SA308



HOW TO DESIGN, BUILD & EQUIP YOUR AUTOMOTIVE WORKSHOP ON A BUDGET

by Jeffrey Zurschmeide

Helps you make the most of any available space, balancing looks and functionality, while staying within almost any budget. Includes practical tips for common situations that

mechanics encounter in a standard garage. The photos in this edition are black & white. 8.5 x 11", 144 pgs, 350 b/w photos, Sftbd. ISBN 9781613252475 Part # SA207P

● POD Book




HOW TO REBUILD ANY AUTOMOTIVE ENGINE

by Barry Kluczyk


This book covers the essentials of any engine rebuild with step-by-step instruction. Subjects covered include preparation and tool requirements, engine removal, engine disassembly, machine work, clean-up, short-block assembly, final engine assembly,

installation, start-up, and break-in. This book applies to all cars on the road that feature an internal combustion engine. The photos in this edition are black & white. 8.5 x 11", 144 pgs, approx. 400 b/w photos, Sftbd. ISBN 9781613250259 Part # SA151P


● POD Book




PERFORMANCE AUTOMOTIVE ENGINE MATH by John Baechtel
Walks you through the wide range of dimensions to be measured and formulas used to design and develop powerful engines. Goes into great detail on how to use the data acquired to make more power and improve the durability and reliability of high-performance engines. 8.5 x 11", 160 pgs, 175 color photos, Sftbd. ISBN 9781934709474 Part # SA204



DAVID VIZARD'S HOW TO PORT & FLOW TEST CYLINDER HEADS
All the aspects of porting stock as well as aftermarket heads in aluminum and cast-iron constructions are covered. Starting with the basic techniques up to more advanced techniques, you are shown how to port iron and aluminum heads as well as benefits of hand and CNC porting. 8.5 x 11", 160 pgs, 400 color photos, Sftbd. ISBN 9781934709641 Part # SA215




PERFORMANCE EXHAUST SYSTEMS: How to Design, Fabricate & Install by Mike Mavrigian
Explains exhaust system principles, function, and components in clear and concise language. Mavrigian details how to design, fabricate, and fit exhaust systems to classic street cars as well as for special and racing applications. 8.5 x 11", 144 pgs, 354 b/w photos, Sftbd. ISBN 9781613251041 Part # SA277




DYNO TESTING AND TUNING by Harold Bettes & Bill Hancock
The authors apply their wealth of knowledge and experience to deliver the definitive work on dynamometers and dyno testing. This book is useful to anyone who wants to squeeze more power out of a car or engine. The photos in this edition are black & white. 8.5 x 11", 144 pgs, approx. 250 b/w photos, Sftbd. ISBN 9781934709740 Part # SA138P..



MODERN ENGINE BLUEPRINTING TECHNIQUES: A Practical Guide to Precision Engine Building by Mike Mavrigian
Mike Mavrigian explains and illustrates the most discriminating engine building techniques and performs detailed procedures, so the engine is perfectly balanced, matched, and optimized. 8.5 x 11", 192 pgs, 474 color photos, Sftbd. ISBN 9781613250471 Part # SA251




HOW TO BUILD ALTERED WHEELBASE CARS by Steve Magnante
Steve Magnante first walks you through the colorful history of the altered wheelbase period and then shows you how to perform these radical modifications yourself. Covers floorpan mods, chassis alterations, and both front and rear suspension upgrades on three different chassis types. The photos in this edition are black & white. 8.5 x 11", 144 pgs, 450 b/w photos, Sftbd. ISBN 9781613250761 Part # SA189P.




COMPETITION ENGINE BUILDING: Advanced Engine Design & Assembly Techniques by John Baechtel
Focuses on the needs of high-RPM, high-durability, high-powered racing engines. It is the premier guide for enthusiasts and students of the racing engine. It also serves as a reference guide for experienced professionals

eager to learn the latest techniques and see how the newest tools are used. The photos in this edition are black & white. 8.5 x 11", 176 pgs, 320 b/w photos, Sftbd. ISBN 9781613252888 Part # SA214P

DRIVING




HOW TO MAKE YOUR MUSCLE CAR HANDLE by Mark Savitske
Suspension expert Mark Savitske, owner of Savitske Classic and Custom, lays out all the relevant options and covers the latest products in this new revised edition. He delves into tubular control arms, shacks, coil springs or torsion bars, and other suspension parts that dramatically improve muscle car handling. 8.5 x 11", 144 pgs, 328 photos, Sftbd. ISBN 9781613251751 Part # SA175




HOW TO DRAG RACE by Kevin McKenna
Author Kevin McKenna, senior editor at National DRAGSTER, NHRA's weekly news magazine, shows you what to expect your first time out, how to set up your street car or race car for consistency and speed, and driving techniques for racers at all levels. He discusses tires, safety equipment, driving aids such as line-locks and delay boxes, choosing a class, and advanced racer math. The photos in this edition are black & white. 8.5 x 11", 144 pgs, approx. 300 b/w photos, Sftbd. ISBN 9781613250723 Part # SA136P...

equipment, driving aids such as line-locks and delay boxes, choosing a class, and advanced racer math. The photos in this edition are black & white. 8.5 x 11", 144 pgs, approx. 300 b/w photos, Sftbd. ISBN 9781613250723 Part # SA136P...




HOW TO AUTOCROSS by Andrew Howe
Covers basic modifications such as tire pressures, alignment, and dampers, to more advanced modifications that go beyond the stock classes. Includes coverage of accelerating, braking, weight transfer, shifting, corners, slaloms, and finding that perfect line. There is even information on car classes, driver schools, data logging, how events are typically run, and how to find events in your area. The photos in this edition are black & white. 8.5 x 11", 144 pgs, approx. 350 b/w photos, Sftbd. ISBN 9781613250235 Part # SA158P



HOW TO DRIFT: The Art of Oversteer by Paul Morton
This is a comprehensive guide to driving technique and car setup. Author Paul Morton explains various styles and methods of drifting, and provides technical physical descriptions and detailed line art and photos. He goes on to explain how you need to modify your car's suspension, chassis, engine, and driveline to enhance its ability to drift. The photos in this edition are black & white. 8.5 x 11", 144 pgs, approx. 350 b/w photos, Sftbd. ISBN 9781613250136 Part # SA118P

INDUCTION & IGNITION




REVISED HOLLEY CARBURETORS: How to Rebuild by Mike Mavrigian
Author Mike Mavrigian guides you through each important stage of the Holley rebuilding process, so you have the best operating carburetor for a particular engine and application. He explains carb identification as well as idle, mid-range and high-speed circuit operation, specialty tools, and available parts. He also details how to select parts then disassemble, assemble, and calibrate all of the major Holley carburetors. 8.5 x 11", 144 pgs, 450 photos, Sftbd. ISBN 9781613251980 Part # SA330

well as idle, mid-range and high-speed circuit operation, specialty tools, and available parts. He also details how to select parts then disassemble, assemble, and calibrate all of the major Holley carburetors. 8.5 x 11", 144 pgs, 450 photos, Sftbd. ISBN 9781613251980 Part # SA330




HOW TO REBUILD AND MODIFY CARTER/EDELBROCK CARBURETORS by Davo Emanuel
Covers rebuilding, tuning, and modifying Carter and Edelbrock carburetors. Also features history of Carter as well as the history of the AFB and the AVS since the purchase by Edelbrock. Outlines carburetor types, and offers detailed information on modifications, tuning, and rebuilding. The photos in this edition are black & white. 8.5 x 11", 128 pgs, 350 b/w photos, Sftbd. ISBN 9781613250679 Part # SA130P..

and offers detailed information on modifications, tuning, and rebuilding. The photos in this edition are black & white. 8.5 x 11", 128 pgs, 350 b/w photos, Sftbd. ISBN 9781613250679 Part # SA130P..



DAVID VIZARD'S HOLLEY CARBURETORS: How to Super Tune and Modify by David Vizard
Author David Vizard explains the science, the function, and the tuning expertise required to get your Holley carburetor to perform its best for your application; street, strip, supercharging, or racing. Guides you through the traditional 4150 Double Pumper, Dominator, and 4160 vacuum secondary models, as well as all the recent releases from Holley, including the Ultra Street Avenger and Ultra HP Series Carbs. 8.5 x 11", 144 pgs, 400 color photos, Sftbd. ISBN 9781934709658 Part # SA216

traditional 4150 Double Pumper, Dominator, and 4160 vacuum secondary models, as well as all the recent releases from Holley, including the Ultra Street Avenger and Ultra HP Series Carbs. 8.5 x 11", 144 pgs, 400 color photos, Sftbd. ISBN 9781934709658 Part # SA216




HOW TO TUNE AND WIN WITH DEMON CARBURETION by Ray Bohacz
Provides a detailed look at carburetor and engine theory in an easy-to-understand manner, and is a guide for choosing the correct carburetor for the application. Tuning tips for racing and street/strip use are included. Each of the four Demon models are analyzed in detail along with the basics of combustion, airflow, emissions, fuel systems, and gasoline. The photos in this edition are black & white. 8.5 x 11", 160 pgs, 300 b/w photos, Sftbd. ISBN 9781613250006 Part # SA68P

analyzed in detail along with the basics of combustion, airflow, emissions, fuel systems, and gasoline. The photos in this edition are black & white. 8.5 x 11", 160 pgs, 300 b/w photos, Sftbd. ISBN 9781613250006 Part # SA68P




HOW TO REBUILD AND MODIFY ROCHESTER QUADRAJET CARBURETORS by Cliff Ruggles
A complete guide to selecting, rebuilding, and modifying the Q-Jet, aimed at both muscle car restorers and racers. It includes a history of the Q-Jet, an explanation of how the carb works, a guide to selecting and finding the right carb, instructions on how to rebuild the carb, and extensive descriptions of high-performance modifications. 8.5 x 11", 128 pgs, approx. 300 color photos, Sftbd. ISBN 9781932494181 Part # SA113

the carb, and extensive descriptions of high-performance modifications. 8.5 x 11", 128 pgs, approx. 300 color photos, Sftbd. ISBN 9781932494181 Part # SA113



EFI CONVERSIONS: How to Swap Your Carb for Electronic Fuel Injection by Tony Candela
Tony Candela reveals the attributes of each EFI system so you can select the one that's ideal for your car. He shows you how to install TBI and MPFI systems as well as a complete rework of an improperly installed and poorly functioning EFI system. He also explains each crucial step for calibrating these systems in your own garage. You learn how to optimize your electrical and fuel delivery system as well as integrate ignition and computer control with aftermarket EFI systems. 8.5 x 11", 144 pgs, 400 color photos. Sftbd. ISBN 9781613250839 Part # SA261

functioning EFI system. He also explains each crucial step for calibrating these systems in your own garage. You learn how to optimize your electrical and fuel delivery system as well as integrate ignition and computer control with aftermarket EFI systems. 8.5 x 11", 144 pgs, 400 color photos. Sftbd. ISBN 9781613250839 Part # SA261




DESIGNING AND TUNING HIGH-PERFORMANCE FUEL INJECTION SYSTEMS by Greg Banish
 Engineer and industry veteran Greg Banish tackles this complex subject and explains it in an easy-to-read manner. Learn useful formulas, VE equation and airflow estimation, and more. Also covered are setups and calibration, creating VE tables, creating timing maps, auxiliary output controls, start-to-finish calibration examples with screen shots to document the process. 8.5 x 11", 128 pgs, 250 color photos, Sftbd. ISBN 9781932494907 Part # SA161




HIGH-PERFORMANCE IGNITION SYSTEMS by Todd Ryden
 Author Ryden leads you through the various components in this update, explaining the theory behind the operation and how the parts work with one another to achieve the ultimate goal of efficient combustion. The inside scoop on all the new coils, wires, spark plugs, distributors, magnetos, inductive systems, CD ignitions, multiple-spark systems, computer ignition controls, and rev limiters is covered for both street and race applications. 8.5 x 11", 144 pgs, 288 color photos, Sftbd. ISBN 9781613250808 Part # SA79




ENGINE MANAGEMENT: Advanced Tuning by Greg Banish
 This book takes engine-tuning techniques to the next level, explaining how the EFI system determines engine operation and how the calibrator can change the controlling parameters to optimize actual engine performance. It is the most advanced book on the market, a must-have for tuners and calibrators and a valuable resource for anyone who wants to make horsepower with a fuel-injected, electronically controlled engine. 8.5 x 11", 128 pgs, 250 color photos, Sftbd. ISBN 9781932494426 Part # SA135




HOW TO BUILD HORSEPOWER VOLUME 2 by David Vizard
 Acclaimed automotive technical writer David Vizard examines the finer points of carburetors and intake manifolds, looking for the smallest of modifications and upgrades that often result in large performance gains. Includes Carter, Holley, Predator, Weber, Dell'Orto, and Mikuni carbs, dozens of factory and aftermarket manifolds, tunnel ram intakes, etc. Also covers carb calibration methods, analysis of different designs, mixture ratios and, test results of various carb and intake combinations. The photos in this edition are black & white. 8.5 x 11", 128 pgs, 300 b/w photos, Sftbd. ISBN 9781613250297 Part # SA52P




HIGH-PERFORMANCE GM LS-SERIES CYLINDER HEAD GUIDE by David Grasso
 This book reviews every readily available factory and aftermarket cylinder head designed for GM LS-Series engines, and delivers the facts about each in an easily comparable format. It includes the basic dimensions of each head, along with their claimed airflow rates. Also included is information on interchangeability, combustion chamber sizes, compression ratios, applications, performance characteristics, helpful tips, and even a chapter on intakes. The photos in this edition are black & white. 8.5 x 11", 144 pgs, 333 b/w photos, Sftbd. ISBN 9781613254318 Part # SA231P



HOW TO INSTALL AND TUNE NITROUS OXIDE SYSTEMS by Bob McClurg
 This book educates on the properties of nitrous oxide and the most-effective way to design, install, and tune complete systems. A focus on safety and answers to the typical questions associated with the use of nitrous oxide. Several complete installations are featured. The photos in this edition are black & white. 8.5 x 11", 144 pgs, 300 b/w photos, Sftbd. ISBN 9781613251874 Part # SA194P




TURBO: Real World High-Performance Turbocharger Systems by Jay K. Miller
 Whether you're running gas or diesel, 4, 6, 8, or more cylinders, this book shows you how to test, install, and maintain your high-performance turbo system. You learn how turbochargers work, how to choose the right turbo or turbos for your engine by reading flow maps, and how to tune your engine to run perfectly with your turbo system. 8.5 x 11", 160 pgs, approx. 320 color photos, Sftbd. ISBN 9781932494297 Part # SA123




A COMPLETE GUIDE TO STREET SUPERCHARGING by Pat Ganahl
 Covered are blower basics, blower background and history, a tutorial on how blowers work, information on used superchargers and their practicality, chapters on the different styles of superchargers such as the traditional Roots-style blowers vs. the emerging centrifugal styles, and more. The photos in this edition are black & white. 8.5 x 11", 128 pgs, 330 b/w photos, Sftbd. ISBN 9781613251317 Part # SA17F


PAINT, BODY & ELECTRICAL SYSTEMS




NEW AUTOMOTIVE UPHOLSTERY AND INTERIOR RESTORATION by Fred Mattson
 Starting with a list of necessary tools, the author guides you through various tasks including seat restoration; door panel removal, patterning, assembly, and installation; headliner removal and installation; carpet cutting; and convertible top restoration. 8.5 x 11", 192 pgs, 519 photos, Sftbd. ISBN 9781613253311 Part # SA393



MUSCLE CAR INTERIOR RESTORATION GUIDE by Daniel Strohl
 Info on tools, materials, techniques, and procedures for professionally completing a muscle car restoration. Covers instrument panel and dashboard restoration, electrical system restoration, steering wheel, steering column and pedal restoration, and firewall pad restoration. Includes restoring carpet, headliners, doors, door panels, glass restoration or replacement, convertible top restoration, and upholstery replacement vinyl and leather seat repair. The photos in this edition are black & white. 8.5 x 11", 160 pgs, 400 b/w photos, Sftbd. ISBN 9781613253663 Part # SA167P




POWDER COATING: A How-to Guide for Automobile, Motorcycle, Bicycle & Other Parts by Jeffrey Zurschmeide
 The author explains the process, principles, and options, so you can powder coat all your favorite parts and components. Because it's more durable than paint, many car owners choose to powder coat frame, suspension, and other parts to withstand extreme conditions and the elements. Zurschmeide profiles all the equipment, supplies, and popular kits required for powder coating parts. 8.5 x 11", 128 pgs, 285 color photos, Sftbd. ISBN 9781613251423 Part # SA296



MEDIA BLASTING & METAL PREPARATION: A Complete Guide by Matt Joseph
 Restoration expert and veteran author Matt Joseph gives you all the information you need to expertly prepare your car, motorcycle, or anything made of metal for the next stages of restoration. With this handy guide, Joseph provides all you need to know for a successful and long-lasting restoration. 8.5 x 11", 144 pgs, 300 photos, Sftbd. ISBN 9781613251652 Part # SA313




HOW TO PAINT YOUR CAR ON A BUDGET by Pat Ganahl
 Unveils dozens of secrets that help you paint your own car. From simple scuff-and-squirt jobs to full-on, door-jams-and-everything paint jobs, Ganahl covers all you need to know to get a great-looking coat of paint on a budget. Covers painting equipment, the ins and outs of prep, masking, painting and sanding products, and techniques. 8.5 x 11", 128 pgs, approx. 400 color photos, Sftbd. ISBN 9781932494228 Part # SA117




HOW TO FABRICATE AUTOMOTIVE FIBERGLASS & CARBON FIBER PARTS by Daniel Burrill with Jeffrey Zurschmeide
 This book concentrates on completing common and advanced projects at home in the garage. Whether repairing existing components, fabricating new ones, building a race car, or restoring a classic, this is the one book to guide you through each critical stage. The photos in this edition are black & white. 8.5 x 11", 160 pgs, 400 photos, Sftbd. ISBN 9781613253663 Part # SA236P

HOT RODS



AUTOMOTIVE WIRING AND ELECTRICAL SYSTEMS VOL. 2: PROJECTS by Tony Candela
In this revised edition (formerly titled Automotive Electrical Performance Projects) detailed color photos and explanatory step-by-step captions detail the installation of the most popular, functional, and beneficial upgrades for enthusiasts of varying skill levels. Just a few of the projects included are: maximizing performance of electric fans; installing electronic gauges; upgrading charging systems; and installing a complete aftermarket wiring harness, which is no small task. Each facet is covered in amazing detail. 8.5 x 11", 144 pgs, 394 color photos, Sftbd. ISBN 9781613252291 Part # SA345



AUTOMOTIVE WIRING AND ELECTRICAL SYSTEMS by Tony Candela
The basics of electrical principles, including voltage, amperage, resistance, and Ohm's law are revealed in clear and concise detail, so you understand what they mean in the construction and repair of automotive electrical circuits. All the tools and proper equipment required for automotive electrical tasks are covered. 8.5 x 11", 144 pgs, approx. 380 color photos, Sftbd. ISBN 9781932494877 ISBN 9781613251713 Part # SA160

Best Seller




AUTOMOTIVE SHEET METAL FORMING & FABRICATION by Matt Joseph
Author Matt Joseph explains most of the common processes and operations in sheet-metal fabrication work, and discusses tools and equipment. He focuses on how to perform basic operations and tasks used in metal forming and fabrication. The photos in this edition are black & white. 8.5 x 11", 144 pgs, 400 b/w photos, Sftbd. ISBN 9781613251713 Part # SA196P

POD Book



HOW TO DESIGN AND INSTALL IN-CAR ENTERTAINMENT SYSTEMS by Jefferson Bryant
The author covers audio/video, navigation, communication, and entertainment technology, and how you can create a complete custom system or an integrated stock/aftermarket system. Features how-to installations, descriptions of hook-ups, mechanical upgrades such as charging systems, and a comprehensive resource guide. The photos in this edition are black & white. 8.5 x 11", 144 pgs, 375 b/w photos, Sftbd. ISBN 9781613250754 Part # SA163P

POD Book




WELD LIKE A PRO: Beginning to Advanced Techniques by Gerald Ultrachi
In this revised edition of the previous title, *Advanced Automotive Welding*, Jerry Ultrachi, past president of the American Welding Society, shows you how to perform basic welding procedures with steel and cast iron. He also reveals advanced welding techniques and the use of aluminum, titanium, magnesium, stainless steel, and other specialty materials. Projects and techniques focus on automotive applications, but they can also be used for welding a bicycle frame, a steel grill, and other everyday fixes. 8.5 x 11", 144 pgs, 428 color photos, Sftbd. ISBN 9781613252215 Part # SA343




AUTOMOTIVE BODYWORK AND RUST REPAIR by Matt Joseph
Shows you the ins and outs of tackling both simple and difficult rust and metalwork projects. How to select the proper tools, preparing and cleaning sheet metal, section fabrications and repair patches, gas and electric welding, forming, fitting, smoothing, cutting metal, final filling, sanding, lead filling, making panels fit properly, and more. 8.5 x 11", 160 pgs, 400 color photos, Sftbd. ISBN 9781932494976 Part # SA166

Best Seller



THE COMPLETE BUILDER'S GUIDE TO HOT ROD CHASSIS AND SUSPENSION by Jeff Tann
Covers everything you need to know about designing and building a new chassis and suspension system. Thoroughly explores both factory and aftermarket frames, modified factory solid-axle suspensions, and aftermarket independent front and rear suspension setups. The photos in this edition are black & white. 8.5 x 11", 144 pgs, 655 b/w photos, Sftbd. ISBN 9781613251409 Part # SA185P

POD Book




HOW TO BUILD PERIOD CORRECT HOT RODS by Gerry Burger
Hot rod veteran Gerry Burger explains how to identify, buy, or build the parts to create a faithful period correct hot rod, a car that you will be proud of and will gain respect from others in the hobby. The photos in this edition are black & white. 8.5 x 11", 144 pgs, 358 photos, Sftbd. ISBN 9781613253267 Part # SA192P

POD Book


CHECK OUT OUR SIGNED EDITIONS ON PAGE 5

You can own a valuable and rare signed edition book, available only to our customers for a short amount of time. They are in limited supply so hurry!

TRANSMISSIONS & DRIVELINES




HOW TO REBUILD AND MODIFY HIGH-PERFORMANCE MANUAL TRANSMISSIONS by Paul Cangialosi
Guides you through the rebuilding process for most major high-performance transmissions, including BorgWarner T10 and super T10, GM/Muncie, Ford Toploader, and Tremec T5. In addition, the book clearly explains theory, gear-ratio calculation, synchro function, and gear design features. Clutch selection and setup and shifter modification are covered as well. 8.5 x 11", 128 pgs, approx. 475 color photos, Sftbd. ISBN 9781934709290 Part # SA103




HOW TO REBUILD AND MODIFY FORD C4 AND C6 AUTOMATIC TRANSMISSIONS by Cliff Ruggles
Walks you through the process step-by-step, from removing the transmission from the vehicle, to complete disassembly and cleaning, to careful reassembly and proper re-installation. Additionally, if the transmission will be used in a high-performance situation, the author includes the various steps required to bolster the unit's strength, using commonly available aftermarket components. 8.5 x 11", 144 pgs, 600 color photos, Sftbd. ISBN 9781934709825 Part # SA227




HOW TO REBUILD & MODIFY GM TURBO 400 TRANSMISSIONS by Cliff Ruggles
Takes you through, the complex rebuild procedure of GM's most popular rear-wheel-drive automatic transmission. Ruggles walks you through the step-by-step rebuild procedures in a series of full-color photos for this popular transmission model. Optional upgrades and time-saving tips for every build-up are also included. 8.5 x 11", 144 pgs, 400 color photos, Sftbd. ISBN 9781934709207 Part # SA186



FORD AOD TRANSMISSIONS: Rebuilding and Modifying the AOD, AODE and 4R70W by George Reid
Author George Reid walks you through the process step-by-step, from removing the transmission from the vehicle, to complete disassembly and cleaning, to careful reassembly, to proper re-installation and road testing. Performance modifications are also covered, as well as an ID guide for various model numbers, evolutionary design changes, shift kit installation, and torque converter selection. 8.5 x 11", 144 pgs, 566 color photos, Sftbd. ISBN 9781613251140 Part # SA279




GM AUTOMATIC OVERDRIVE TRANSMISSION BUILDER'S AND SWAPPER'S GUIDE by Cliff Ruggles
Demystifies the popular GM 700-R4 and 4L60 automatic transmissions and explains the history of these transmissions, presents critical identification guidelines, and leads you through the complete disassembly, repair, upgrade, and assembly processes. DIY-ers learn how to test their transmission to ensure its proper operation before installing it in the car. Also included is a special swapping section by expert Ro McGonegal. 8.5 x 11", 128 pgs, 400 color photos. Sftbd. ISBN 9781932494501 Part # SA140



GM TURBO 350 TRANSMISSIONS: How to Rebuild and Modify by Cliff Ruggles
Respected automotive technical author Cliff Ruggles guides you through the complex rebuild procedure of GM's popular rear-wheel-drive automatic transmission. He goes through the step-by-step rebuild and performance upgrade procedures in a series of full-color photos. He includes instruction on removal and installation, tear-down procedures, parts inspection and replacement, as well as performance mods and shift kit installation. 8.5 x 11", 144 pgs, 563 color photos, Sftbd. ISBN 9781613251898 Part # SA326




NEW
CHRYSLER TORQUEFLITE A-904 AND A-727 TRANSMISSIONS: How to Rebuild by Tom Hand
 The author walks you through the TorqueFlite rebuild with color photos showcasing step-by-step procedures with highly detailed, easy-to-follow text. This book will keep money in your pocket and add experience to your résumé, but more important, it will have your Mopar back on the road! 8.5 x 11", 208 pgs, 400 photos, Sftbd. ISBN 9781613253359 Part # SA394




NEW
CHRYSLER A-833 TRANSMISSIONS: How to Rebuild and Modify By Jamie Passon
 The author, of Passon Performance, has used his decades of knowledge on the A-833 to create the ultimate book on rebuilding a Chrysler 4-speed. Passon concentrates on disassembling, inspecting, repairing, and reassembling the A-833. More than 400 photos featuring how-to sequences walk you through each phase. 8.5 x 11", 144 pgs, 400 photos, Sftbd. ISBN 9781613253243 Part # SA389 Available May 2018




MUNCIE 4-SPEED TRANSMISSIONS: How to Rebuild and Modify by Paul Cangialosi
 The author has created an indispensable reference to Muncie 4-speeds that guides you through each crucial stage of the rebuild process. Comprehensive ID information is provided, so you can positively identify the cases, shafts, and related parts. It discusses available models, parts options, and gearbox cases. Most important, it shows how to completely disassemble the gearbox, identify wear and damage, select the best parts, and complete the rebuild. 8.5 x 11", 144 pgs, 385 color photos, Sftbd. ISBN 9781613251065 Part # SA278




FORD DIFFERENTIALS: How to Rebuild the 8.8 and 9 Inch by Joe Palazzolo
 The 8.8-inch Ford differential is popular because of the many Mustangs on the road and being modified today; the 9-inch differential is popular because of the performance Fords from the 1960s and 1970s, and their use for racing and swaps into other chassis. This book covers everything you need to know, in step-by-step fashion. 8.5 x 11", 144 pgs, 393 color photos, Sftbd. ISBN 9781613250389 Part # SA249



CHEVY DIFFERENTIALS: How to Rebuild the 10- and 12-Bolts by Jefferson Bryant
 Author Jefferson Bryant walks you through the entire process of procuring, evaluating, and rebuilding the perfect differential for your GM application. In this step-by-step guide, you learn how to completely disassemble the differential, evaluate components, and select replacement parts. 8.5 x 11", 144 pgs, 400 photos, Sftbd. ISBN 9781613251614 Part # SA310




HIGH-PERFORMANCE DIFFERENTIALS, AXLES & DRIVELINES by Joe Palazzolo
 Covers the Chevy 12-bolt, Ford 9-inch, and Dana units as well as many other popular high-performance axles and rear ends. In addition, it explains rear differential basics, rear differential housings, rebuilding the rear differential for non-posi, limited-slip differentials, factory differentials, ring and pinion gears, axles, driveshafts, and U-joints. 8.5 x 11", 144 pgs, 400 color photos, Sftbd. ISBN 9781934709023 Part # SA170




JEEP, DANA & CHRYSLER DIFFERENTIALS: How To Rebuild & Upgrade the Chrysler 8¼, 8¾, Dana 44 & 60, AMC 20 by Larry Shepard
 While similar in design, all these differentials have their nuances. This Workbench® series book is a step-by-step guide to rebuilding and modifying these popular differentials for restoration work or performance applications. 8.5 x 11", 176 pgs, 400 color photos, Sftbd. ISBN 9781613250495 Part # SA253


TRUCK AND OFF ROAD




JEEP 4.0 ENGINES: How to Rebuild and Modify by Larry Shepard
 Veteran author and Chrysler/Jeep engine expert Larry Shepard covers the rebuild of an entire engine in exceptional detail. He also delves into popular high-performance modifications and build-ups. Step-by-step photos and captions cover each crucial step. He shows the inspection of all critical parts, including block, heads, rotating assembly, intake, and exhaust. The book provides exceptional detail during the step-by-step assembly so your engine is strong and reliable. 8.5 x 11", 144 pgs, 400 color photos, Sftbd. ISBN 9781613251386 Part # SA294




JEEP CHEROKEE XJ 1984-2001: Advanced Performance Modifications by Eric Zappe
 Covers upgrades and modification of all major components to provide a complete performance package for maximum off-road performance. Dedicated off-roaders need to substantially modify and upgrade the Cherokee for rock crawling, mud running, and other extreme applications. 8.5 x 11", 144 pgs, 400 color photos, Sftbd. ISBN 9781613250792 Part # SA259



4X4 SUSPENSION HANDBOOK by Trenton McGee
 This book covers front and rear solid axle, twin-traction beam, and independent suspension systems, as well as coil springs, leaf springs, shocks, and more on the types of suspensions available from all the major manufacturers including Jeep, Toyota, Ford, Chevy, and Dodge. The photos in this edition are black & white. 8.5 x 11", 144 pgs, approx. 260 b/w photos, Sftbd. ISBN 9781613250822 Part # SA137P ● POD Book




NEW
JEEP WRANGLER JK 2007-PRESENT: Performance Modifications by Don Alexander and Quinn Thomas
 Whether it's lift kits, wheels, tires, drivetrain, or suspension and engine parts, this book provides detailed information, insightful guidance, and installation instructions, so you can build an off-road JK to handle the toughest terrain. 8.5 x 11", 144 pgs, 400 photos, Sftbd. ISBN 9781613253595 Available March 2018 Part # SA405




JEEP CHEROKEE PERFORMANCE UPGRADES: 1984-2001 by Eric Zappe
 This book is about building a useful, capable Cherokee for mountains, mud, desert, street, and everywhere in between. Author Eric Zappe explains how to upgrade your Cherokee's suspension, axles, differentials, engine, transfer case, wheels and tires, skid plates, and more, using aftermarket and OEM-type parts. 8.5 x 11", 144 pgs, 400 photos, Sftbd. ISBN 9781613251768 Part # SA109




HIGH-PERFORMANCE DIESEL BUILDER'S GUIDE by Joe Pettitt
 Covers all aspects of the modern turbocharged diesel engine: intake system, camshaft, cylinder heads, fuel system, combustion chambers, transmissions, and gearing. Also covered are airflow components, including the turbocharger and intercooler, using electronic tuners, and choosing between nitrous oxide and propane injection. Popular turbo diesel engines are covered including Ford Power Stroke, GM Duramax, and Dodge Cummins B and ISB. The photos in this edition are black & white. 8.5 x 11", 144 pgs, 250 b/w photos, Sftbd. ISBN 9781613250624 Part # SA129P ● POD Book



HIGH-PERFORMANCE JEEP WRANGLER TJ BUILDER'S GUIDE: 1997-2006 by Christian Lee
 The author explains how to upgrade your Wrangler's suspension, axles, differentials, engine, transfer case, wheels and tires, skid plates, and more, using aftermarket and salvage-yard upgrades. It includes special sections for basic driving and recovery technique, and a few built-up Jeeps to give you ideas for your own Wrangler. The photos in this edition are black & white. 8.5 x 11", 144 pgs, 300+ b/w photos, Sftbd. ISBN 9781613250273 Part # SA120P ● POD Book




NEW
JEEP CJ 1972-1986: How to Build and Modify by Michael Hanssen
 Jeep guru Michael Hanssen covers all of the systems that can be upgraded to improve your Jeep's performance. Upgrades include suspension components such as springs, shocks, and steering modifications; driveline components including differentials, transmissions, transfer cases, and axles; engine upgrades including engine swaps; wheel and tire upgrades; aftermarket accessories; and armor such as skid plates, bumpers, brake upgrades, and more. 8.5 x 11", 144 pgs, 382 photos, Sftbd. ISBN 9781613253427 Part # SA396



HOW TO REBUILD FORD POWER STROKE DIESEL ENGINES 1994-2007 by Bob McDonald
 Covers the vast majority of Power Stroke Diesel engines on the road, and gives you the full story on their design. Each part of the engine is described and discussed in detail, with full-color photos of every critical component. A full and complete step-by-step engine rebuild is also included. 8.5 x 11", 144 pgs, 400 color photos, Sftbd. ISBN 9781934709610 Part # SA213


CHASSIS & SUSPENSION

ALUMINUM TRAILERS




HOW TO HOOK AND LAUNCH: Traction Mods for Street & Strip by Dick Miller
Getting the rear tires to really bite and gain maximum traction is divided into several small steps, and Miller walks you through each phase of the launch. Today's enthusiasts face a wide range of potential traction improvements, from softer tires and basic bolt-ons

to complete or partial chassis replacements. Most opt for something in-between, where some well-engineered components are chosen to replace the factory equipment and offer a greater capability and range of adjustment. It is this range of upgrades where Miller spends most of his time, explaining what the parts and pieces do, and how to use them to their highest potential. 8.5 x 11", 128 pgs, 230 color photos, Sftbd. ISBN 9781934709351 Part # SA195



HOW TO MAKE YOUR MUSCLE CAR HANDLE by Mark Savitske
Suspension expert Mark Savitske, owner of Savitske Classic and Custom, lays out all the relevant options and covers the latest products in this new revised edition. He delves into tubular control arms, shocks, coil springs or torsion bars, and other suspension parts that dramatically improve muscle

car handling. 8.5 x 11", 144 pgs, 328 photos, Sftbd. ISBN 9781613251751 Part # SA175



HIGH-PERFORMANCE BRAKE SYSTEMS: Design, Selection, and Installation by James Walker, Jr.
This book helps you understand how and why your brake system works, what each of the components does, and how to intelligently upgrade your brakes for better performance. There are chapters showing you how to

choose and install the most effective rotors, calipers, pads, and tires for your sports car, muscle car, race car, and street rod. You will even find special sidebars detailing how each upgrade will affect your ABS. The photos in this edition are black & white. 8.5 x 11", 144 pgs, 330+ b/w photos, Sftbd. ISBN 9781613250549 Part # SA126P

● POD Book



DETROIT SPEED'S HOW TO BUILD A PRO TOURING CAR

by Tommy Lee Byrd and Kyle Tucker
Both a parts manufacturer and car builder, Detroit Speed is in a unique position not only to design and manufacture parts, but also to build cars and test the parts for their effectiveness on the street and track. Not only do you learn about the history of the

company but also how they design their performance parts, install sections over front sub-frame assemblies, rear suspension assemblies, wheel tubs, fuel system upgrades, brake upgrades, driveline upgrades including an LS swap, cooling system upgrades, and more. 8.5 x 11", 144 pgs, 450 color photos, Sftbd. ISBN 9781613251379 Part # SA293



STREAMLINE ALUMINUM TRAILERS: Restoration and Modification by Daniel Hall

The author, of the vintage restoration company Camper Reparadise, addresses all items of streamline trailer restoration thoroughly in this one-stop-shopping book. Key restoration components including chassis, floor, exterior/interior skin, electrical elements, insulation, doorjamb refabrication, LP, plumbing, and polishing are covered comprehensively in a visual, step-by-step format. 8.5 x 11", 176 pgs, 508 photos, Sftbd. ISBN 9781613252277 Part # SA344

- Search For Any Book
- Weekly Deals
- New Books Released Monthly
- See What's Coming Soon

JOIN OUR NEWSLETTER TO RECEIVE EXCLUSIVE DEALS AND GIVEAWAYS

NOSTALGIA ROAD

Written by acknowledged experts and using predominantly period photographs, Nostalgia Road presents highly acclaimed transport titles narrating the history of the British manufacturing industry. Recording the golden age of motoring, these books bring back memories of the days when vehicles were individual and distinctive, and when a road journey was a grand adventure!

CITROËN CARS





by Malcolm Bobbitt
This book covers Citroën's significant contribution to Britain's motor industry, through its 40-year history of car assembly at Slough. 5.75 x 8.25", 64 pgs, 80 photos, Sftbd. ISBN 9781908347008 Part # NR700

EARLY BRITISH GRAND PRIX

by Trevor Pask
Over the years, Grand Prix racing in Britain has taken place over a number of circuits and Trevor Pask examines the history of the British Grand Prix from its relatively humble origins through to the 1970s. 5.75 x 8.25", 64 pgs, 80 photos, Sftbd. ISBN 9781908347053 Part # NR705

ROLLS-ROYCE MOTORS: The Crewe Years

by Malcolm Bobbitt
This book covers the five generations of Rolls-Royces and Bentleys built at Crewe from the company's wartime effort to becoming an icon of luxury. 5.75 x 8.25", 64 pgs, 80 photos, Sftbd. ISBN 9781908347183 Part # NR718



BENTLEY MOTORS 1945-1964

by Malcolm Bobbitt
Recalls Bentley development in the late 1930s and early 1940s which led to the introduction in 1946 of the Mark VI, a fine car embodying the luxuries and qualities of its predecessors. 8.25 x 8", 52 pgs, 110 photos, Sftbd. ISBN 9781903016602 Part # NR660

VOLKSWAGEN TRANSPORTER AND CAMPER

1949-1967 by Richard Copping
This book explores the history of the first-generation model, including the camper van, from its post-war origins through the end of production in the mid-1970s. 5.8 x 8.3", 64 pgs, 100 photos, Sftbd. ISBN 9781908347268 Part # NR726

VOLKSWAGEN TRANSPORTERS 1950-1990

by Richard Copping
1990 heralded the 40th anniversary of VW Transport production and the end of production of the third variant of the series. Here is the history of Volkswagen's ubiquitous commercial vehicle. 8.25 x 8", 52 pgs, 90 photos, Sftbd. ISBN 9781903016596 Part # NR659

A-Z OF THREE-WHEELERS: A definitive reference guide since 1769 by Elvis Payne
Love them or loathe them the three-wheeler, Cycle-car or even Tri-car, has had an important impact in the development of the present day motor car. This book is a comprehensive guide to this classic mode of transport. 10 x 10", 272 pgs, 450 photos, Hdbd. ISBN 9781908347169 Part # NR716


Crécy

CALIFORNIA BILLS

California Bill's
Automotive Handbooks



INTERIORS



Automotive Upholstery

HANDBOOK by Don Taylor
This book shows you complete and detailed step-by-step instructions to help you apply the right techniques to your own projects. It's indispensable for anyone interested in upholstery. 8.5 x 11", 224 pgs, 809 b/w photos and illustrations. Sftbd. ISBN 9781931128001 Part # CB800



FORD ROADSTER CUSTOM INTERIORS

by Ron Mangus and Gary D. Smith
Get a detailed look at creative interior design solutions for seats, door, kick, and rear quarter panels; carpet, mats; headliner; trunk; seat bolsters; and many other interior design areas to personalize your own Ford roadster interior. 8.5 x 11", 160 photos, 800 color photos. Sftbd. ISBN 9781931128261 Part # CB82E



CUSTOM AUTO INTERIORS

by Don Taylor and Ron Magnus
This book explains materials, special fasteners, and tools; precise step-by-step instructions show you how to turn out completely professional custom interiors. This is an advanced-level book. 8.5 x 11", 192 pages, 800 color photos. Sftbd. ISBN 9781931128186 Part # CB818



CHEVY TRI-FIVE CUSTOM INTERIORS: 1955, 1956, 1957


by Ron Mangus and Gary D. Smith
Get a detailed look at creative solutions for seats; door, kick, and rear quarter panels; carpet; mats; headliner; trunk; seat bolsters; and many other interior design areas. This book includes everything from stock to wild custom. 8.5 x 11", 160 pgs, 800 color photos. Sftbd. ISBN 9781931128254 Part # CB82S



TAPICERIA DE AUTOS CUSTOMIZADOS


by Don Taylor and Ron Mangus
With more than 800 color photos, this book captures every detail you need to create your own exciting and award-winning custom interiors. Precise step-by-step instructions show you how to turn out completely professional custom interiors. This is an advanced-level book. Printed entirely in Spanish. 8.5 x 11", 192 pgs, 800+ photos. Sftbd. ISBN 9781931128193 Part # CB819

DATSUN/NISSAN




HOW TO RESTORE YOUR DATSUN Z-CAR: How to Restore Datsun 240Z, 260Z and 280Z

by Wick Humble
Recapture the excitement and value by restoring your Z to like-new condition using the detailed restoration procedures in this book. Wick Humble discusses the pluses and minuses of "frame-up" or "staged" restoration. 8.5 x 11", 240 pgs, 430 b/w photos. Sftbd. ISBN 9781931128025 Part # CB80:



HOW TO MODIFY YOUR NISSAN & DATSUN OHC ENGINE


by Frank Honsowetz
The author (and Nissan/Datsun racer) tells you how to choose L-series engine parts, then prepare and assemble them for optimum power and durability. Lubrication, ignition, and exhaust systems are covered in detail. 8.5 x 11", 144 pgs, 275 b/w photos. Sftbd. ISBN 9781931128049 Part # CB804



HOW TO REBUILD YOUR NISSAN & DATSUN OHC ENGINE

by Tom Monroe
Concise text leads you through each engine rebuilding step for all Nissan/Datsun 4- and 6-cylinder L-series engines. Gives comprehensive information on how to diagnose, remove, tear down, inspect, recondition, assemble, and install. Includes all steps necessary to do a professional, quality rebuild. 8.5 x 11", 160 pgs, 550 b/w photos. Sftbd. ISBN 9781931128032 Part # CB803.

CHEVROLET/GMC



CHEVROLET GMC & BUICK SPEED MANUAL: 1954 Edition

1954 Edition by Bill Fisher
This is a reprint of the original 1954 edition featuring the Chevrolet inline 6-cylinder 216- and 235-ci engines; GMC 228-, 248-, 256-, 270-, and 302-ci engines; and Buick straight-eight 248- and 320-ci engines. 5.5 x 8.5", 128 pgs, 125 b/w photos. Sftbd. ISBN 9781931128056


Part # CB805



CHEVROLET INLINE SIX-CYLINDER POWER MANUAL

by Leo Santucci
This updated version is a must-have for any serious inliner. From soup to nuts, when you want to build the Chevy six for more power and torque than the factory could ever imagine, this is only book the experts turn to. 8.5 x 11", 224 pgs, 600 b/w photos. Sftbd. ISBN 9781931128278 Part # CB827

Sftbd. ISBN 9781931128278 Part # CB827



HOW TO HOP UP CHEVROLET & GMC ENGINES: Speed Tuning Theory, Costs, H.P. & Torque

by Roger Huntington
Reprint of original 1951 edition that covers speed tuning, building costs, as well as horsepower and torque specs for 1937-1954 Chevrolet 6-cylinder engines. 5.5 x 8.5", 160 pgs, 154 b/w photos. Sftbd. ISBN 9781931128070 Part # CB807

Sftbd. ISBN 9781931128070 Part # CB807




PERFORMANCE CORVAIRS: How to Hotrod the Corvair Engine and Chassis

by Seth Emerson and Bill Fisher
Here is a full and complete revision to the original How to Hotrod Corvair Engines by Bill Fisher. It covers everything the engine builder needs to know to rebuild the Corvair for power in all applications from street to full race, and covers all Corvair engines from 1960 to 1969. 8.5 x 11", 176 pgs, 306 b/w photos. Sftbd. ISBN 9781931128223 Part # CB822

street to full race, and covers all Corvair engines from 1960 to 1969. 8.5 x 11", 176 pgs, 306 b/w photos. Sftbd. ISBN 9781931128223 Part # CB822

FORD



FORD SPEED MANUAL

by Bill Fisher
This reprint of the original 1952 edition demonstrates how to hot rod Ford and Mercury flathead V-8 and 6-cylinder engines, plus Model A and B engines, and the Lincoln V-12 engine. 5.5 x 8.5", 128 pgs, 78 b/w photos. Sftbd. ISBN 9781931128063 Part # CB806



HOW TO HOP UP FORD & MERCURY V8 ENGINES: Speed Tuning Theory, Costs, H.P. & Torque

by Roger Huntington
This classic covers the details on planning modifications, fitting the block, boring and stroking, flathead and overhead-valve cylinder heads, cams, pistons, rings, intake manifolds, exhaust headers, and special ignitions. 5.5 x 8.5", 160 pgs, 128 b/w photos. Sftbd. ISBN 9781931128087 Part # CB808



FORD FLATHEAD V-8 BUILDERS HANDBOOK 1932-1953: Restorations, Street Rods, Race Cars

by Frank Oddo
This guide explains every facet of rebuilding the famous flathead Ford V-8, from disassembly, reconditioning the block (boring, valveseats, crankshaft, rods and pistons, and balancing), and bottom-end assembly. 8.5 x 11", 160 pgs, 583 photos. Sftbd. ISBN 9781931128117 Part # CB811



NOSTALGIA FIFTIES FLASHBACK: A Nostalgia Trip!


by Albert Drake
Rediscover the nostalgic history of the way things were in the 1950s with over 375 photos and illustrations featuring the cars, clothes, movies, drive-ins, service stations, and more. 8.5 x 11", 264 pgs, 376 b/w photos. Sftbd. ISBN 9781931128179 Part # CB817



FORDS OF THE FIFTIES

by Michael Parris
This book is about Ford Motor Company and its cars during the 1950s: the romantic decade of chrome, fins, and dual exhausts. Much of the color photography is by author Mike Parris, one of the country's foremost automotive photographers. 8.5 x 11", 192

pgs, 200 color photos. Sftbd. ISBN 9781931128148 Part # CB814



SOUPING THE STOCK ENGINE

by Roger Huntington
Reprinted from the 1950 classic, this true hot rodders' guidebook provides effective methods for tuning all types of stock engines from the conservative road car to full-race capability. This book includes general engine performance, stock-engine characteristics, and basic planning for modifications. 5.5 x 8.5", 192 pgs, 134 b/w photos. Sftbd. ISBN 9781931128131 Part # CB813




FORDS OF THE SIXTIES

by Michael Parris
Here are the inside stories of Ford during the Total Performance 1960s. This decade brought us the Falcon, the Mustang, Shelby Cobras, and motorsports wins from Indy and NASCAR to Trans-Am and Le Mans. This all-color classic is a must for your library. 8.5 x 11", 192 pgs, 200 color photos. Sftbd. ISBN 9781931128162 Part # CB816

library. 8.5 x 11", 192 pgs, 200 color photos. Sftbd. ISBN 9781931128162 Part # CB816

BEHEMOTH BOOKS



THE VOLKSWAGEN GOLF STORY: 40 Years of the Second People's Car
by Russell Hayes
This meticulously researched book celebrates the Golf in the fullest detail yet. Containing over 300 photographs and much original material, it is both a timely reminder of the Golf's enduring

appeal and a fitting tribute to a motoring legend. 9 x 11", 288 pgs, 330 photos, Hdbd. ISBN 9780992876906 Part # BP690




FORMULA 1 IN CAMERA, 1960-69: Volume One
by Paul Parker
Featuring evocative full-color photographs throughout, this book depicts one of the most exciting decades in the history of Formula 1. This is an updated edition of the original volume. 9 x 11", 240 pgs, 315 photos, Hdbd.

ISBN 9780992876937 Part # BP693




FORMULA 1 IN CAMERA, 1960-69: Volume Two
by Paul Parker
Meticulously researched photographs are brought to life through the author's renowned commentary to create a visually stunning and highly nostalgic record of this dramatic decade in Formula 1 racing. 9 x 11",

240 pgs, 300 photos, Hdbd. ISBN 9780992876920 Part # BP692




SPORTS CAR RACING IN CAMERA, 1960-69: Volume Two
by Paul Parker
The acclaimed In Camera series returns to take a further look at sports-car racing in the 1960s. This beautifully illustrated second volume reveals not only the reality and hazards of period racing but also its magnificence. 9 x

9.5", 240 pgs, 305 photos, Hdbd. ISBN 9780992876944 Part # BP694



VW CAMPER BUYERS' GUIDE
by Richard Copping
Learn about the history of the VW Camper, including a rundown of classic conversions, which ones suit your particular needs, and which ones don't. Have the confidence to spot the right deal and understand the relative benefits of each generation of this iconic vehicle. 6 x 8", 224 pgs, 250 photos, Sftbd. ISBN 9780992876913 Part # BP691



NEW TRUCKS OF THE SOVIET UNION: The Definitive History
by Andy Thompson
This is the fascinating story of the trucks built in the Soviet Union, from its birth in 1917 until its demise in 1991, complete with a comprehensive chapter describing the changes in the industry in the post-Soviet era. 9 x 11", 384 pgs, 380 b/w & color photos, Hdbd. ISBN 9780992876951 Part # BP695

WOLFGANG PUBLICATIONS



TATTOO




ADVANCED TATTOO ART—REVISED: How-to Secrets from the Masters by Doug Mitchell
This book takes you inside the shops of ten well-known and very experienced artists spread across the country. Detailed photo sequences follow each artist through a tattoo project. Each sequence takes you from concept to sketch, outline, and finally the finished colorful design. The chapters document not only the techniques but also the inks and tools used during each step of the process. 8.5 x 11", 144 pgs, 500 color photos, Sftbd. ISBN 9781935828822 Part # WP882




CULTURA TATTOO SKETCHBOOK by Tattoo Duke
This book is inspired by the Mexican culture and history. Artist Tattoo Duke has gathered his collection of drawings, from fully rendered color images to collages and unique hand sketches, and compiled them into this amazing reference source. Not only does this book feature artwork that could be described as "Gangsta" or "Street," but it also features Aztec warriors, Raza-style artwork, Graffiti Art, American and Native themes. 8.5 x 11", 112 pgs, 200 b/w and color photos, Sftbd. ISBN 9781935828839 Part # WP883



TATTOO LETTERING BIBLE by Superior Tattoo
This company has produced books on a variety of lettering styles that have been well received. But, why flip through several books to find the perfect font? You won't find a better collection of lettering styles anywhere else. Be sure this book is on your shelf! 8.5 x 11", 128 pgs, 300 photos, Sftbd. ISBN 9781935828921 Part # WP892



AMERICAN TATTOOS by Doug Mitchell
Whether it's Old Glory in red, white, and blue spread across a bicep, or the Harley-Davidson bar and shield these images are among the most compelling ever seen. Tattoos seen today are significantly different than those seen 10 or 20 years ago. Ten chapters cover not just the American flag and the world's most famous logo, but also nautical themes, the American Bald Eagle, and military tattoos. 8.5 x 11", 144 pgs, 450 color photos, Sftbd. ISBN 9781929133970 Part # WP397



TATTOO BIBLE—BOOK TWO by Superior Tattoo
Based on the success of its predecessor, this volume is another unique and colorful collection of flash art. Everything is here, from skulls to tribal, Americana to the avant-garde. It includes flash images never before compiled in a single book and covers different styles and ideas. Categories include hearts, dragons, roses, skulls, butterflies, girls, crosses, celestial, tribal, back pieces, and nautical. 8.5 x 11", 144 pgs, 500 color photos, Sftbd. ISBN 9781929133857 Part # WP385



THE COLORFUL WORLD OF TATTOO MODELS by Akos Banfalvi
An intimate and colorful look at some of the world's best tattoo models. Representing the US, the UK, and Europe, each model wears tattoos that range from the traditional to the avant-garde. More than 25 models fill this book. The sexy, sometimes subtle and often erotic, photos are exceptional. 10 x 10", 144 pgs, 250 color photos, Sftbd. ISBN 9781935828716 Part # WP871



INTO THE SKIN: The Ultimate Tattoo Sourcebook by Superior Tattoo
This is the first book to delve deeply into the world of tattoos; from the origins and history of tattooing to modern practices and equipment. Includes a discussion of the tattoo machine and power supply, including the different types, set up, and trouble shooting. Every tattoo style is described in both words and photos. 8.5 x 11", 144 pgs, 350 color photos, Sftbd. ISBN 9781935828174 Part # WP817



TATTOO SKETCHBOOK by Nate Powers
This book includes sketches in graphite, charcoal, and ink pen done over a period of years. The style is referred to by many in the tattoo industry as "high contrast" black-and-gray work, but each is uniquely the work of Nate Powers. In some cases he includes the initial sketch and a photo of the finished tattoo. 8.5 x 11", 112 pgs, 150 photos, Sftbd. ISBN 9781935828884 Part # WP888

HISTORY & NOSTALGIA



NEW GLORIA: A LIFETIME MOTORCYCLIST: 75 Years on Two Wheels and Still Riding by Gloria Struck
Author Gloria Struck shares all of her favorite stories, from back when she was being raised behind her father's motorcycle shop in Clifton, New Jersey, through 75 years of riding tales, all the way to the present, where she is rightfully celebrated at motorcycles rallies and events. 6 x 9", 224 pgs, 100 photos, Sftbd. ISBN 9781941064023 Part # WP402



KAWASAKI MOTORCYCLE CLASSICS: Enthusiasts Guide
by John and Robin Bova


For anyone looking to buy a classic Kawasaki, or simply learn more about these hot bikes of yesteryear, this is an essential treasure trove of information. For each Kawasaki model covered you find relative cost to acquire, value when restored, and

which bikes are most likely to offer the most fun for the money. 8.5 x 11", 144 pgs, 350 photos, Sftbd. ISBN 9781929133574 Part # WP357.



GEORGE THE PAINTER: A Bathroom Reader
by George Frizzell

This book is five years worth of George Frizzell's columns. Whether the topic is motorcycles, the posers who ride them, or his trip from Arizona to the East Coast, the prose is entertaining and truly unique. George has a huge following, and after reading just a small sample of his writing, it's easy to see why. 6 x 9", 256 pgs, 150 photos, Sftbd. ISBN 9781935828815 Part # WP881



HONDA ENTHUSIASTS GUIDE: Motorcycles 1959-1985
by Doug Mitchel


This book is designed to help the non-professional motorcycle collector decide whether to buy and restore Honda motorcycles produced between 1959 and 1985. For each of these models, author Doug Mitchel provides four to six paragraphs describing the bike in general terms including differences and similarities between the model being discussed and other similar models. 8.5 x 11", 144 pgs, 350 color photos, Sftbd. ISBN 9781935828853 Part # WP885

FABRICATION & WIRING



COMPOSITE MATERIALS: Step-By-Step Projects
by John Wanberg

Nearly every page is allocated to instructional photos explaining the why and how of building with composite materials. The pictures lead you through a detailed how-to sequence. From making the mold, to cutting the fabric, to finishing the part, all the information is here. Projects include everything from fabricating speaker enclosures to hood scoops to cell-phone cases. 8.5 x 11", 144 pgs, 300 photos, Sftbd. ISBN 9781929133369 Part # WP333f



COMPOSITE MATERIALS: Fabrication Handbook #1
by John Wanberg

While most books on composites approach the subject from a very technical standpoint, this book presents practical, hands-on information about these versatile materials. From explanations of what a composite is to demonstrations on how to actually

utilize them in various projects, this book provides a simple, concise perspective on molding and finishing techniques to empower even the most apprehensive beginner. 8.5 x 11", 144 pgs, 300 color photos, Sftbd. ISBN 9781929133765 Part # WP376



CUSTOM MOTORCYCLE FABRICATION: Materials, Welding, Mill and Lathe 101, Chassis Assembly
by Timothy Remus

Learn how professionals bypass the catalog and build their parts from scratch instead. This is an essential building book, helping you learn the necessary skills needed to assemble a truly unique motorcycle. Some commonly fabricated parts such as handle bars and exhaust systems are covered as separate topics, along with sections on building simple brackets and mounts. 8.5 x 11", 144 pgs, 300 color photos, Sftbd. ISBN 9781935828792 Part # WP879



LEARNING THE ENGLISH WHEEL
by William H. Longyard

Despite the fact that thousands of English wheel machines have been sold in the past ten years there is currently no book dedicated to English wheeling. This book covers all aspects, from making your own wheel to learning the basics, from fabricating high-crown panels to reverse flares. 8.5 x 11", 144 pgs, 300 photos, Sftbd. ISBN 9781935828891 Part # WP889



POWER HAMMERS: Using the Ultimate Sheet Metal Fabrication Tool
by William H. Longyard

The author includes detailed step-by-step photos of well-trained and well-known craftsmen working with both steel and aluminum. He takes each project from the first planning session to the finished piece. Projects include shrinking and stretching as well as the why and how of using a buck to guarantee accuracy. 8.5 x 11", 176 pgs, 350 photos, Sftbd. ISBN 9781929133604 Part # WP360




COMPOSITE MATERIALS: Fabrication Handbook #2
by John Wanberg

Written for those who want to enhance the quality and performance of their composite projects, this book focuses on what it takes to truly optimize a composite lamination for high-performance use. The methods illustrated here lend themselves to both motorcycle and automotive builders and customizers. 8.5 x 11", 144 pgs, 300 color photos, Sftbd. ISBN 9781929133932 Part # WP393




SHEET METAL FAB FOR CAR BUILDERS: Make Panels for Cobra, Lotus, Hot Rods & More
by William H. Longyard

This book goes far beyond introductory metal shaping; it leads you through step-by-step instructions with hundreds of photographs and shows how to form complex, perfectly formed panels in a home shop for customizing your hot rod or restoring your classic. Customized dreams become an affordable reality with this book by noted builder, designer, and craftsman William H. Longyard. 8.5 x 11", 144 pgs, 400 photos, Sftbd. ISBN 9781929133383 Part # WP338



PAINTING & PINSTRIPING AIRBRUSH HOW-TO WITH MICKEY HARRIS
by Mickey Harris

With more than 35 years of experience, Mickey Harris is the ideal author to share what he's learned in a lifetime of airbrush work. The book contains 12 airbrushing sequences. Mickey's captions explain each image: how he mixes paint to achieve the best viscosity, how the airbrush itself is adjusted, and how he blends the colors to create those beautiful fades. 8.5 x 11", 144 pgs, 400 photos, Sftbd. ISBN 9781929133505 Part # WP350



HOW TO DRAW MONSTERS
by Paul Ledney and Chad Scheres


Let Paul "Imperial" Ledney and Chad Scheres show you firsthand how to create everything from the Rat Fink to one-eyed creations driving what can only be called monster hot rods. Sequential photos by the authors take you through the process of creating believable monsters, one step at a time. The authors discuss not just technique, but also the tools they use and where they find inspiration and ideas. 8.5 x 11", 144 pgs, 300 photos, Sftbd. ISBN 9781935828914 Part # WP891



PRO PINSTRIPING TECHNIQUES
by East Coast Artie


The author shares everything he's learned in more than forty years of pinstriping on every surface imaginable. Learn firsthand why Artie chose a particular color combination or a certain brand of paint for a particular job. To illustrate how pinstriping works in the real world, this book includes 12 start-to-finish pinstriping sequences performed by Artie and a small cadre of guest artists. 8.5 x 11", 144 pgs, 500 color photos, Sftbd. ISBN 9781929133925 Part # WP392

BIKE BUILDING & RESTO




HARLEY-DAVIDSON EVO: HOP-UP & REBUILD MANUAL
by Chris Maida

For anyone planning to build an Evo that combines power with durability, this book provides detailed photo sequences that show every part of the building or rebuilding process. The crew at R&R Cycles shows how they do a simple top-end hop-up in the chassis. They also show how to build a complete crate engine, assembled on the bench. 8.5 x 11", 144 pgs, 400 photos, Sftbd. ISBN 9781941064337 Part # WP433




HONDA 70: Enthusiast's Guide
by Jeremy Polson

The third-best-selling Honda in American Honda history, the long-running Mini Trail CT-70, along with the CL, SL, and XL 70 are featured. The book covers all 72-cc motorcycles produced from 1969 to 1994. Author Jeremy Polson begins with a brief introduction of the models that led to the first CL-70, and then jumps into a thorough analysis of the many models and iterations that Honda offered through the years. 8.5 x 11", 144 pgs, 300 photos, Sftbd. ISBN 9781941064351 Part # WP435



HOW TO BUILD THE ULTIMATE V-TWIN MOTORCYCLE
by Timothy Remus

When the supply of new Harleys ran short several years ago and riders had to wait to buy one, those same enthusiasts soon learned they could build a better bike at home with parts from the aftermarket. Learn how to pick the right frame and prep it for painting, how to align the drivetrain, and more. 8.5 x 11", 144 pgs, 350 b/w photos, Sftbd. ISBN 9780964135826 Part # WP582



VINTAGE DIRT BIKES: Enthusiasts Guide
by Timothy Remus

This book gives you information on all the most popular makes. For each bike, it provides four to six paragraphs describing the bike in general terms. In addition, bullet points for each model include the following information: Relative cost to acquire, value when finished, and which are most likely to offer the most fun for the money. 8.5 x 11", 144 pgs, 300 photos, Sftbd. ISBN 9781929133314 Part # WP331.



HONDA MINI TRAIL ENTHUSIASTS GUIDE by *Jeremy Polson*
The best-selling Honda ever, the long-running Honda Mini Trail, was available in a huge range of models, even within each model year. This book covers all Honda Mini Trails and Z50 bikes produced between 1968 and 1999. 8.5 x 11", 144 pgs, 300 photos, Sftbd. ISBN 9781941064320 Part # WP432



HOW TO BUILD A CAFÉ RACER by *Doug Mitchel*
The book starts with chapters on planning and choosing an appropriate bike, followed by chapters that detail the modifications that will likely be embraced by anyone converting a stocker to a rocker. From shocks and tires to engine modifications, Doug Mitchel's book lays out each type of modification and how it's best carried through. 8.5 x 11", 144 pgs, 300 photos. Sftbd. ISBN 9781935828730 Part # WP873



HARLEY-DAVIDSON TWIN CAM: HOP-UP & REBUILD MANUAL by *R&R Cycles with Timothy Flemus*
If you want a little, or a lot, more power from a Twin Cam, this book presents combinations of parts that work together to provide the maximum power for the least amount of money. The crew at R&R Cycles have assembled their favorite combinations, or "recipes," that fall into one of three hop-up categories: Mild, Medium, and Race-Ready. 8.5 x 11", 144 pgs, 400 photos, Sftbd. ISBN 9781929133697 Part # WP369



HARLEY-DAVIDSON SPORTSTER: HOP-UP & CUSTOMIZING GUIDE by *Todd Zallaps*
This book presents two start-to-finish builds, one on an Ironhead, and one on an Evo Sportster. Both give you an inside look at how experienced amateurs and professional shops go about a full-blown customizing project. From the initial disassembly to the mock up, paint, and reassembly, all the steps are here. Engine work and hop-ups are here as well, including the conversion of an 883 Evo to 1,200-cc displacement, and the installation of a Stage II kit, complete with dyno run, on a late-model fuel-injected Sportster. 8.5 x 11", 144 pgs, 300 photos, Sftbd. ISBN 9781935828952 Part # WP895

HOT RODS



HOT ROD CHASSIS HOW-TO: Understand, Install and Update '28-'64 by *Brent VanDervort*
This book answers the questions that hot rod builders have as they choose the best style of suspension for their particular vehicle, and work to install a straight axle or complete front suspension kit. 8.5 x 11", 144 pgs, 400 photos, Sftbd. ISBN 9781929133703 Part # WP370



BUILDING HOT RODS: 30 Years of Advice from Fatman Fabrication's Brent Vandervort by *Brent Vandervort*
For more than 14 years, Brent Vandervort, owner of Fatman Fabrications, has written a technical column for the Goodguys Gazette. Those columns are compiled here. Whether it's help installing a front frame clip in an old Ford, or solving a problem with an aftermarket fuel injection system installed in an early Mustang, the answers that current car builders need are all included. 8.5 x 11", 144 pgs, 200 photos, Sftbd. ISBN 9781929133437 Part # WP343

ADDITIONAL TITLES AVAILABLE FROM CARTECH

Brooklands Books

■ ACURA

Road Test Book

HONDA ACURA NSX UP 1989-2005
Part # HNSXUP

■ ALFA ROMEO

Road Test Books

ALFA ROMEO SPIDER ULTIMATE PORTFOLIO 1966-1994 Part # AR66UP

ALFA ROMEO GIULIETTA GOLD PORTFOLIO 1954-1965 Part # AR54GP

Workshop Manuals

ALFA ROMEO GIULIA COUPES LIMITED EDITION ULTRA 1963-1976
Part # ARGCX4

ALFA ROMEO GIULIA-SPIDER OWNER'S WORKSHOP MANUAL Part # AR10WH
GLENN'S ALFA ROMEO REPAIR & TUNE-UP GUIDE Part # ARWH

■ ALLARD

ALLARD LIMITED EDITION ULTRA
Part # ALLX4

■ AMERICAN MOTORS

Road Test Books

AMC RAMBLER 1956-1969 LIMITED EDITION EXTRA Part # AMCRX2
AMX & JAVELIN GOLD PORTFOLIO 1968-1974 Part # AMXGP

■ ASTON MARTIN

Road Test Books

ASTON MARTIN UP 1968-1980
Part # AM68UP
ASTON MARTIN UP 1994-2006
Part # AM94UP

■ AUSTIN-HEALEY

Workshop Manuals

RESTORING SPRITES & MIDGETS - AN ENTHUSIAST'S GUIDE Part # MGSMR

AUSTIN-HEALEY 100 (BN1 & BN2)
Part # A09WH



AUSTIN HEALEY 100/6 & 3000 OFFICIAL WORKSHOP MANUAL
Part # A11WH

AUSTIN-HEALEY SPRITE MK 1 (FROG-EYE) OFFICIAL WORKSHOP MANUAL
Part # A13WH

AUSTIN-HEALEY SPRITE/MIDGET 948CC, 1098CC, 1275CC OFFICIAL WORKSHOP MANUAL Part # A20WB

Owners' Handbooks

AUSTIN-HEALEY 100 OFFICIAL OWNER'S HANDBOOK Part # A136HH
AUSTIN-HEALEY 100/6 OFFICIAL OWNER'S HANDBOOK Part # A135HH
AUSTIN-HEALEY 3000 MK. I AND II OFFICIAL OWNER'S HANDBOOK
Part # A137HH

AUSTIN-HEALEY 3000 MK III OFFICIAL OWNER'S HANDBOOK Part # A138HH
AUSTIN-HEALEY SPRITE MK 1 (FROG-EYE) OFFICIAL OWNER'S HANDBOOK
Part # A15HH

■ BMW

Road Test Books

BMW X5 LIMITED EDITION EXTRA 1999-2006
Part # BMX5X2

BMW M3 ULTIMATE PORTFOLIO 1986-2006
Part # BM3UP

BMW 700 LIMITED EDITION 1959-1965
Part # BM700X

BMW 2002 ULTIMATE PORTFOLIO 1968-1976
Part # BM02UP

BMW 8 SERIES PERFORMANCE PORTFOLIO
Part # BM8PP

BMW 6 SERIES 1976-89 ULTIMATE PORTFOLIO Part # BM6UP

BMW 2002 - A COMPREHENSIVE GUIDE TO THE CLASSIC SPORTING SALOON
Part # BMW02

BMW 316-318-320 GOLD PORTFOLIO 1975-1990 Part # BMW4GP

Restoration Guides

BMW E30 - 3 SERIES RESTORATION BIBLE
Part # BMW30R

BMW 3 SERIES RESTORATION TIPS & TECHNIQUES Part # BMW36R

BMW 5 & 6 SERIES E12, E24, E28, E34 RESTORATION TIPS & TECHNIQUES
Part # BMW5R

BMW 2002 RESTORATION GUIDE
Part # BMW02R

■ BORGWARD

Road Test Book

BORGWARD ISABELLA LIMITED EDITION
Part # BGX1

■ BUICK

Road Test Books

BUICK PERFORMANCE PORTFOLIO 1947-1962 Part # BU47PP
BUICK RIVIERA PERFORMANCE PORTFOLIO 1963-1978 Part # BURPP

■ CADILLAC

Road Test Books

CADILLAC PERFORMANCE PORTFOLIO 1948-1958 Part # CAD4PP

CADILLAC PERFORMANCE PORTFOLIO 1959-1966 Part # CAD5PP

CADILLAC ELTORADO PERFORMANCE PORTFOLIO 1967-1978 Part # CADEPP

■ CHEVROLET

Road Test Books

CHEVY BLAZER & JIMMY LIMITED EDITION EXTRA 1969-1982 Part # CHB1X2

CHEVELLE & SS GOLD PORTFOLIO 1964-1972
Part # CH64GP

IMPALA & SS MUSCLE PORTFOLIO 1958-1972
Part # CH58MP

Restoration/Performance/Engines

MUSCLECAR & HI-PO ENGINES CHEVY 348 & 409 Part # CH348

MUSCLECAR & HI-PO ENGINES CHEVY 302 & 327 Part # CH302

MUSCLECAR & HI-PO ENGINES CHEVY 396 & 427 Part # CH396

MUSCLECAR & HI-PO ENGINES CHEVY 454 THRU 512 Part # CH454

MUSCLECAR & HI-PO ENGINES CHEVY MONSTER BIG BLOCKS
Part # CHMBB

■ CHEVROLET/CORVETTE

Road Test Books

ROAD & TRACK CORVETTE 1997-2002
Part # COR97R

CHEVROLET CORVETTE GOLD PORTFOLIO 1953-1962 Part # COR53G

CORVETTE STING RAY GOLD PORTFOLIO 1963-1967 Part # CORGP

CHEVROLET CORVETTE GOLD PORTFOLIO 1968-1977 Part # COR68G

■ CHEVROLET/CAMARO

Road Test Books

ROAD & TRACK CAMARO & FIREBIRD PORTFOLIO 1993-2002
Part # CF93RT

CLASSIC CAMARO RESTORATION
Part # CAMCR

CAMARO MUSCLE PORTFOLIO 1967-1973
Part # CAM67M

■ CHRYSLER

Road Test Books

CHRYSLER IMPERIAL GOLD PORTFOLIO 1951-1975 Part # CRIMGP

Workshop Manuals

MUSCLECAR & HI-PO ENGINES CHRYSLER 273-318-340-360 Part # CRY273

MUSCLECAR & HI-PO ENGINES CHRYSLER HEMI Part # CRYH

MUSCLECAR & HI-PO ENGINES CHRYSLER
361-383-400-413-426-440
Part # CRY361

■ CITROEN

Road Test Book

CITROEN TRACTION AVANT LIMITED EDITION PREMIER 1934-1957
Part # CITX3

Workshop Manuals

CITROEN 19, 20, 21, 23 OFFICIAL FACTORY OWNER'S WORKSHOP MANUAL
Part # CIT10W
CITROEN 12 & 15 FACTORY REPAIR MANUAL
Part # CIT12W

■ COBRA

Road Test Book

SHELBY COBRA GOLD PORTFOLIO 1962-1969
Part # COBGP

■ DATSUN

Road Test Book

DATSUN ROADSTERS PERFORMANCE PORTFOLIOS 1960-1971
Part # DATRPP

■ DE LOREAN

Road Test Book

DE LOREAN GOLD PORTFOLIO 1977-1995
Part # DLGP

■ DE SOTO

Road Test Book

DE SOTO 1952-1960 LIMITED EDITION
Part # DESX1

■ DODGE

Road Test Books

ROAD & TRACK DODGE VIPER PORTFOLIO 1992-2002
Part # DV92RT
DODGE MUSCLE PORTFOLIO 1964-1971
Part # DGMP
MISTUBISHI 3000GT DODGE STEALTH PERFORMANCE PORTFOLIO 1990-1999
Part # MHDGPP
DODGE 1949-1959 LIMITED EDITION
Part # DG49X1
DODGE CHARGER MUSCLE PORTFOLIO 1966-1974
Part # DC66MP
DODGE DART 1960-1976 LIMITED EDITION EXTRA
Part # DGDTX2
STARION & CONQUEST PERFORMANCE PORTFOLIO 1982-1990
Part # MHSCPP
PLYMOUTH BARRACUDA 1964-1974 MUSCLE PORTFOLIO
Part # PB64MP

Workshop Manuals

PLYMOUTH DODGE DE SOTO SERVICE MANUAL 1936-42
Part # CPD36W



DODGE (MERCEDES-BENZ) SPRINTER CDI WM
Part # MBSWH

■ FACEL VEGA

Road Test Book

FACEL VEGA LIMITED EDITION EXTRA
Part # FVX2

■ FERRARI

Road Test Books


ROAD & TRACK FERRARI F355 360 F430 PORTFOLIO 1995-2006
Part # FA34RT
FERRARI 308 & MONDIAL UP 1974-1985
Part # FA74UP
FERRARI F355 & 360 GOLD PORTFOLIO 1995-2004
Part # FA95GP
FERRARI 328 & 348 MONDIAL ULTIMATE PORTFOLIO
Part # FA86UP

■ FIAT

Road Test Books

FIAT 124 SPIDER PP 1966-1985
Part # FISPP
ROAD & TRACK ON FIAT SPORTS CARS 1968-1987
Part # FIRT

Workshop Manuals



FIAT 124 COUPE/SPIDER & 2000 SPIDER SHOP MANUAL 1971-1984
Part # F171WH

FIAT X1/9 OWNERS WORKSHOP MANUAL
Part # F12WH

■ FORD (AMERICAN)

Road Test Books

FORD GT40 & GT UP 1964-2006
Part # FOGTUP
FORD TORINO PERFORMANCE PORTFOLIO 1968-1974
Part # FOTOPP
MUSCLECAR & HI-PO ENGINES FORD BIG BLOCK
Part # FBB
FORD THUNDERBIRD PERFORMANCE PORTFOLIO 1955-1957
Part # FOT5PP
FORD FAIRLANE PERFORMANCE PORTFOLIO 1955-1970
Part # FOFLPP
FALCON PERFORMANCE PORTFOLIO 1960-1970
Part # FOFNPP
FORD RANCHERO MUSCLE PORTFOLIO 1957-1979
Part # FORNMP
THUNDERBIRD PERFORMANCE PORTFOLIO 1958-1963
Part # FOT8PP
THUNDERBIRD PERFORMANCE PORTFOLIO 1964-1976
Part # FOT4PP

Restoration/Performance/Engines

HIGH PERFORMANCE ENGINES: FORD SMALL-BLOCK
Part # FSB
MUSCLECAR & HI-PO ENGINES FORD 289 - 302 - BOSS 302 & 351W
Part # F289
MUSCLECAR & HI-PO ENGINES FORD 351C & BOSS 351
Part # F351

■ FORD MUSTANG

Road Test Books

ROAD & TRACK FORD MUSTANG PORTFOLIO 1994-2002
Part # MU94RT
SHELBY MUSTANG ULTIMATE PORTFOLIO 1965-1970
Part # MUSHUP
MUSTANG MUSCLE PORTFOLIO 1967-1973
Part # MU67MP
HIGH PERFORMANCE MUSTANG IIs 1974-1978
Part # MUHP74
MUSTANG 5.0L MUSCLE PORTFOLIO 1982-1993
Part # MU5MP

Restoration/Performance/Engines

MUSTANG RESTORATION TIPS & TECHNIQUES
Part # MUTT

■ GINETTA

GINETTA CARS LIMITED EDITION ULTRA 1958-2007
Part # GINX4

■ GEO/VITARA

Road Test Book

VITARA SIDEKICK & GEO TRACKER 4X4 PERFORMANCE PORTFOLIO 1988-1997
Part # SZVTPP

■ HONDA

Road Test Books

HONDA ACURA NSX UP 1989-2005
Part # HNSXUP
HONDA S2000 PERFORMANCE PORTFOLIO 1999-2008
Part # HNS2PP
HONDA CRX 1983-1987
Part # HON

■ HUDSON

Road Test Book

HUDSON PERFORMANCE PORTFOLIO 1946-1957
Part # HUDPP

■ INTERNATIONAL

Road Test Book

INTERNATIONAL SCOUT GOLD PORTFOLIO 1961-1980
Part # INS61G

■ ISETTA

Road Test Book

ISETTA GOLD PORTFOLIO 1953-1964
Part # ISGP

■ ISO & BIZZARRINI

ISO AND BIZZARRINI LIMITED EDITION ULTRA
Part # IBX4

■ JAGUAR

Road Test Books

JAGUAR XK8 & XKR PERFORMANCE PORTFOLIO 1996-2005
Part # JXK1PP
JAGUAR XJ-S, XK8, XKR ROAD & TRACK PORTFOLIO 1975-2003
Part # J75RT
JAGUAR C-TYPE AND D-TYPE GOLD PORTFOLIO 1951-1960
Part # JCDGP

Workshop Manuals



JAGUAR XK120, XK140, XK150, & MK VII, VIII, & IX OFFICIAL SERVICE MANUAL (1949-61)
Part # J12WH

JAGUAR MK 2 MODELS 2.4, 3.4, 3.8, 240, & 340 OFFICIAL SERVICE MANUAL (1960-68)
Part # J13WH
JAGUAR S-TYPE 3.4/3.8 OFFICIAL SERVICE MANUAL (1963-66)
Part # J180WH



JAGUAR E-TYPE MODELS 3.8 & 4.2 LITRE SERIES 1 & 2 OFFICIAL SERVICE MANUAL (1961-71)
Part # J28WH

JAGUAR XJ6 WORKSHOP MANUAL (Owner's Edition 1986-94)
Part # J40WH



JAGUAR V-12 SERIES 3 E-TYPE OFFICIAL REPAIR OPERATION MANUAL (1971-74)
Part # J44WH

JAGUAR XJ6 DAIMLER SOVEREIGN (SERIES 2) OFFICIAL REPAIR OPERATION MANUAL (1974-79)
Part # J585WH
JAGUAR XJ12 (SERIES 2) DAIMLER DOUBLE SIX OFFICIAL REPAIR OPERATION MANUAL (1974-78)
Part # J715WH
JAGUAR (XJ6/XJ12) SERIES III OFFICIAL SERVICE MANUAL
Part # J71WH



JAGUAR XJ-S, XJ-SC 3.6, XJ-S 4.0 SERVICE MANUAL (1975 & on)
Part # J84WH

JAGUAR XJS REPAIR OPERATION MANUAL (1975-88.5)
Part # J85WH

Parts Catalogs

JAGUAR 4.2 E-TYPE SERIES 1 SPARE PARTS CATALOG
Part # J33PH
JAGUAR XJS 3.6 & 5.3 RTC 9900CA (1989-mid 91)
Part # J85PH
JAGUAR (S TYPE) 3.4 S & 3.8 S OFFICIAL SPARE PARTS CATALOG (1963-68)
Part # J20PH
JAGUAR (3.8) E-TYPE GRAND TOURING OFFICIAL SPARE PARTS CATALOG (1961-64)
Part # J32PH
JAGUAR E-TYPE SERIES 2 GRAND TOURING MODELS OFFICIAL SPARE PARTS CATALOG (1968-70)
Part # J40PH
JAGUAR (V-12) SERIES 3 E-TYPE OPEN 2-SEATER OFFICIAL PARTS CATALOG (1971-75)
Part # J46PH
JAGUAR XJ6 & DAIMLER SOVEREIGN SERIES 2 OFFICIAL PARTS CATALOG (1972-79)
Part # J588PH
JAGUAR XJ6 & DAIMLER SOVEREIGN SERIES 3 PARTS CATALOG (1979-85)
Part # J600PH

Owners' Handbooks

JAGUAR 3.5 LITRE XK120 OFFICIAL OPERATING, MAINTENANCE, & SERVICE HANDBOOK (1949-54)
Part # JXK120
JAGUAR XK140 OFFICIAL OPERATING, MAINTENANCE, & SERVICE HANDBOOK (1954-57)
Part # JXK140
JAGUAR XK150 OFFICIAL OPERATING, MAINTENANCE, & SERVICE HANDBOOK (1958-61)
Part # JXK150 ..
JAGUAR 3.4 LITRE MK 2 OFFICIAL OPERATING, MAINTENANCE, & SERVICE HANDBOOK (1959-67)
Part # J15HH
JAGUAR 3.8 LITRE MK 2 OFFICIAL OPERATING, MAINTENANCE, & SERVICING HANDBOOK (1960-66)
Part # J16HH
JAGUAR E-TYPE TUNING & PREPARATION FOR COMPETITION USE
Part # J275HH
JAGUAR E-TYPE (3.8) OFFICIAL OPERATING, MAINTENANCE, & SERVICE HANDBOOK (1961-64)
Part # J305HH
JAGUAR 4.2 E-TYPE (SERIES 1) & 2+2 OFFICIAL OPERATING, MAINTENANCE, & SERVICE HANDBOOK (1964-68)
Part # J36HH
JAGUAR 4.2 E-TYPE (SERIES 2) OFFICIAL OPERATING, MAINTENANCE, & SERVICING HANDBOOK (1969-71)
Part # J39HH

JAGUAR SERIES 3 V-12 E-TYPE OFFICIAL OPERATING, MAINTENANCE, & SERVICE HANDBOOK (1971-74) Part # J49HH
JAGUAR XJ6C SERIES 2-DOOR OFFICIAL OPERATING, MAINTENANCE & SERVICE HANDBOOK (1973-79) Part # J63HH

■ JEEP (CIVILIAN)

Road Test Books

JEEP CJ-5 LIMITED EDITION 1960-1975 Part # JPCJ5X
JEEP CJ-5 & CJ-7 4X4 PERFORMANCE PORTFOLIO 1976-1986 Part # JPC7PP
JEEPSTER AND COMMANDO 1967-1973 LIMITED EDITION Part # JPCX1
JEEP J-SERIES PICKUPS 1970-1982 Part # JPJS
JEEP CHEROKEE & GRAND CHEROKEE 4X4 PERFORMANCE PORTFOLIO 1992-1998 Part # JPCGPP

■ KAISER-FRAZER

Road Test Book

KAISER-FRAZER 1946-55 LTD ED Part # KAX1

■ LAMBORGHINI

Road Test Books

LAMBORGHINI CARS PERFORMANCE PORTFOLIO 1964-1976 Part # LM64PP
LAMBORGHINI CARS PERFORMANCE PORTFOLIO 1977-1989 Part # LM77PP
LAMBORGHINI CARS GOLD PORTFOLIO 1990-2004 Part # LM90GP

■ LAND ROVER

Road Test Book

LAND ROVER SERIES I, II, IIA GOLD PORTFOLIO 1948-1971 Part # LR48GP

Restoration/History/Military/Driving

PRACTICAL CLASSICS ON LAND ROVER SERIES 1 RESTORATION Part # LRPC
LAND ROVER AND RANGE ROVER DRIVING TECHNIQUES Part # LRDTTH
WORKING IN THE WILD-LAND ROVER'S MANUAL FOR AFRICA Part # LRAHH
LAND ROVER RESTORATION PORTFOLIO Part # LRPP
WINCHING IN SAFETY Part # LRWHH

Workshop Manuals

LAND ROVER DISCOVERY OWNERS EDITION WORKSHOP MANUAL 1990-1998 Part # LRDYAW
DEFENDER Td5 1999-2005 MY ONWARDS WORKSHOP MANUAL Part # LRDSWH
LAND ROVER FREELANDER 1998-2000 OFFICIAL WORKSHOP MANUAL Part # LRF1WH
LAND ROVER FREELANDER WSM 2001-2003 ON Part # LRF2WH



LAND ROVER DISCOVERY SERIES II 1999-2003 WORKSHOP MANUAL Part # LRY2WH


LAND ROVER SERIES I OFFICIAL WORKSHOP MANUAL Part # LR10WH
LAND ROVER 2-2A-3 OWNER'S WORKSHOP MANUAL Part # LR70WH

LAND ROVER II & IIA REPAIR OPERATION MANUAL Part # LR22AW



LAND ROVER SERIES 3 OFFICIAL REPAIR OPERATION MANUAL Part # LR34WH

LAND ROVER V-8 REPAIR OPERATION MANUAL SUPPLEMENT Part # LR35WH
LAND ROVER 90-110 DEFENDER AFTERMARKET OWNERS' WORKSHOP MANUAL Part # LR90OW



LAND ROVER 90-110 DEFENDER OFFICIAL FACTORY WORKSHOP MANUAL Part # LR90WH

LAND ROVER DISCOVERY WORKSHOP MANUAL Part # LR95WH
LAND ROVER 101 (FORWARD CONTROL) 1 TONNE 4X4 OFFICIAL REPAIR OPERATION MANUAL Part # LRM101
LAND ROVER DEFENDER DIESEL 300tdi OFFICIAL WORKSHOP MANUAL 1996-98 Part # LRDDWH



LAND ROVER DISCOVERY 1995-1998 WORKSHOP MANUAL Part # LRY5WH

Parts Catalogs

LAND ROVER DEFENDER 90-110-130 PARTS CATALOG 1987-2001 Part # LR87PH
LAND ROVER DISCOVERY PARTS CATALOG 1989-98 Part # LR98PH
LAND ROVER SERIES 1 1948-53 OFFICIAL PARTS CATALOG Part # LR48PX
LAND ROVER SER.1 1954-58 OFFICIAL PARTS CATALOG Part # LR54PH
LAND ROVER SERIES 2 & 2A BONNETED CONTROL OFFICIAL PARTS CATALOG Part # LR21PH
LAND ROVER SERIES 2A BONNETED CONTROL OFFICIAL PARTS CATALOG Part # LR22PH
LAND ROVER SERIES IIA, III, 109V-8 OPTIONAL EQUIPMENT CATALOG Part # LROEPH
LAND ROVER ONE TEN PARTS CATALOG Part # LR110P
LAND ROVER SERIES III OFFICIAL PARTS CATALOG Part # LR30PH
LAND ROVER 101 (FORWARD CONTROL) 1 TONNE 4X4 OFFICIAL PARTS CATALOG Part # LRM10P
MILITARY LAND ROVER SER. III (LIGHT-WEIGHT) ILLUSTRATED OFFICIAL PARTS CATALOG Part # LRMVPH

Owners' Handbooks

LAND ROVER 90-110 DEFENDER AFTERMARKET OWNER'S WORKSHOP MANUAL Part # LR90OW
LAND ROVER DEFENDER 90-110-130 OWNERS HANDBOOK MARCH 94-98 Part # LRDF2H

LAND ROVER DISC SER II OWNERS HANDBOOK 99-04 Part # LRY99H
LAND ROVER SERIES 1 1948-58 OFFICIAL OWNER'S HANDBOOK Part # LR12HH
LAND ROVER SERIES IIA & IIB OFFICIAL INSTRUCTION MANUAL Part # LR16HH
LAND ROVER 90 & 110 OFFICIAL OWNERS MANUAL Part # LR17HH
LAND ROVER SERIES III OFFICIAL OWNER'S HANDBOOK Part # LR18HH
LAND ROVER SER.III OFFICIAL OWNERS' HANDBOOK Part # LR19HH
LAND ROVER DISCOVERY HANDBOOK (1989/90) Part # LR20HH
MILITARY LAND ROVER SERIES III (LIGHT WEIGHT) OFFICIAL USER MANUAL Part # LRMVHH

■ LINCOLN

Road Test Books

LINCOLN GOLD PORTFOLIO 1949-1960 Part # LIN49G
LINCOLN CONTINENTAL PERFORMANCE PORTFOLIO 1961-1969 Part # LC61PP

■ LOTUS

Road Test Books

LOTUS ELISE & EXIGE GOLD PORTFOLIO 1996-2005 Part # LT96GP
LOTUS SEVEN GOLD PORTFOLIO 1957-1973 Part # LT57GP
LOTUS ELITE 1957-1964 LIMITED EDITION Part # LTETX1

Restoration Guide

LOTUS ELan Restoration Guide Part # LTEL

Workshop Manual

LOTUS ELAN OWNER'S WORKSHOP MANUAL Part # LT10WH

■ MARCOS

Road Test Book

MARCOS COUPES & SPYDERS GOLD PORTFOLIO 1960-1997 Part # MARGP

■ MASERATI

Road Test Books

MASERATI CARS PERFORMANCE PORTFOLIO 1957-1970 Part # MC57PP
MASERATI CARS PERFORMANCE PORTFOLIO 1971-1982 Part # MC71PP

■ MAZDA

Road Test Book

MAZDA MIATA MX-5 TAKES ON THE COMPETITION Part # MAZ5PY

■ MCLAREN

Road Test Book

MCLAREN F1 - GTR - LM SPORTSCARS PERFORMANCE PORTFOLIO Part # MCLPP

■ MERCEDES

Road Test Books

MERCEDES AMG GOLD PORTFOLIO 1983-1999 Part # AMG1GP
MERCEDES AMG ULTIMATE PORTFOLIO 2000-2006 Part # AMG2UP

MERCEDES-BENZ S CLASS & 600 LIMITED EDITION EXTRA 1065-1079 Part # MB65X2
MERCEDES-BENZ SLs & SLCs ULTIMATE PORTFOLIO 1971-1989 Part # MB71UP

Workshop Manuals

MERCEDES E-CLASS DIESEL WORKSHOP MANUAL W210 SERIES 1999-2006 OWNERS EDITION Part # MBED3W
MERCEDES-BENZ E-CLASS DIESEL WORKSHOP MANUAL: W210 & W211 Part # MBED4W
MERCEDES-BENZ E-CLASS PETROL WORKSHOP MANUAL W124 & W210 1993-2000 SERIES OWNERS EDITION Part # MBEP2W
GLENN'S MERCEDES-BENZ REPAIR & TUNE-UP GUIDE Part # MBWH



MERCEDES W124 OWNERS WORKSHOP MANUAL 1985-1995 Part # MB85WH

MERCEDES W123 OWNERS WORKSHOP MANUAL Part # MB76WH

■ MERCURY

Road Test Books

MERCURY GOLD PORTFOLIO 1947-1966 Part # MY47GP
MERCURY COMET & CYCLONE LIMITED EDITION EXTRA 1960-1975 Part # MYCCX2

■ MESSERSCHMITT

Road Test Book

MESSERSCHMITT GOLD PORTFOLIO 1954-1964 Part # MESSGP

■ MG

Road Test Books

MG GOLD PORTFOLIO 1929-1939 Part # MG29GP
MGA & TWIN CAM GOLD PORTFOLIO 1955-1962 Part # MGA55G
MGB ROADSTERS 1962-1980 Part # MGB62
MG TD & TF GOLD PORTFOLIO 1949-1955 Part # MGD49G

Workshop Manuals

MG MIDGET (SERIES TC) OFFICIAL INSTRUCTION MANUAL Part # MG21WH



MG MIDGET SERIES TD & TF OFFICIAL WORKSHOP MANUAL Part # MG225W

MG MIDGET SERIES TF AND TF 1500 SERVICE BOOK Part # MG99SH
MG MGA (1500, 1600 & 1600 MK II) OFFICIAL WORKSHOP MANUAL Part # MG31WH
MG MGA TWIN CAM OFFICIAL WORKSHOP MANUAL Part # MG41WB


MG SPRITE MIDGET (948 cc, 1,098 cc, 1,275 cc) OFFICIAL WORKSHOP MANUAL Part # A20WB
 MG MIDGET 1500 OFFICIAL WORKSHOP MANUAL 1975-1979 Part # MG49WH
 MG MIDGET MK. 3 OFFICIAL OWNERS' HANDBOOK Part # MG64HB
 MG MGB & MGB GT WITH ENGINE EMISSION CONTROL SUPPLEMENT OFFICIAL WORKSHOP MANUAL Part # MG64WH
 MGC WORKSHOP MANUAL Part # MG88WH

Owners' Handbooks

MG MIDGET Mk3 Part # MG63HH
 MG MGB TOURER OFFICIAL DRIVER'S HANDBOOK Part # MG793H ...
 MG MIDGET SERIES TD OFFICIAL OPERATION MANUAL Part # MG265H
 MG MIDGET SERIES TF & TF1500 OFFICIAL OPERATION MANUAL Part # MG26HH
 MG MGA 1500 OFFICIAL DRIVER'S HANDBOOK Part # MG300H
 MG MGA 1600 OFFICIAL DRIVER'S HANDBOOK Part # MG39HH
 MG MGA 1600 (MK II) OFFICIAL DRIVER'S HANDBOOK Part # MG40HH
 MG MIDGET (MK.3) OFFICIAL DRIVER'S HANDBOOK Part # MG61HH
 MG MIDGET (MK.3) 1979 DRIVER'S HANDBOOK Part # MG62HH
 MG MIDGET (MK.3) OFFICIAL DRIVER'S HANDBOOK Part # MG60HH
 MG MGB (TOURER) OFFICIAL DRIVER'S HANDBOOK Part # MG73HH
 MG MGB (TOURER AND GT) OFFICIAL DRIVER'S HANDBOOK(AKD3900J) Part # MG74HH
 MG MGB (TOURER & GT) OFFICIAL DRIVER'S HANDBOOK Part # MG76HH
 MG MGB (TOURER & GT) OFFICIAL DRIVER'S HANDBOOK Part # MG77HH
 MG MGB GT V-8 OFFICIAL DRIVER'S HANDBOOK Part # MG78HH
 MG MGB OFFICIAL DRIVER'S HANDBOOK Part # MG795H
 MG MGB OFFICIAL DRIVER'S HANDBOOK Part # MG799H
 MG MGB, SPECIAL TUNING Part # MG82HH
 MG MGB 1800CC OFFICIAL SPECIAL TUNING MANUAL Part # MG84H
 MG MGB OFFICIAL DRIVER'S HANDBOOK Part # MG85HH
 MG MGC OFFICIAL OWNER'S HANDBOOK Part # MG90HH

Restoration/Performance

PRACTICAL CLASSICS ON MGB RESTORATION Part # MGBPC



MG "T" SERIES RESTORATION GUIDE Part # MGTR

RESTORING SPRITES & MIDGETS Part # MGSMR
 MG RESTORATION GUIDE Part # MGAR

MINI

Workshop Manuals (Including Cooper)

MINI OFFICIAL WORKSHOP MANUAL Part # MI3AWH
 MINI OFFICIAL WORKSHOP MANUAL (1959-1976) Part # MI3WH

Owners' Handbooks

MINI COOPER 'S' MK.3 OFFICIAL OWNERS' HANDBOOK Part # MI6HH
 MINI COOPER & S MARK I DRIVERS HANDBOOK Part # MI4HH
 MINI COOPER & S MK II DRIVERS HANDBOOK Part # MI5HH

MITSUBISHI

Road Test Book

MITSUBISHI 3000GT DODGE STEALTH PERFORMANCE PORTFOLIO 1990-1999 Part # MHDGPP

MORGAN

Road Test Books

MORGAN FOUR-WHEELERS ULTIMATE PORTFOLIO 1936-1967 Part # MR4UP
 MORGAN ULTIMATE PORTFOLIO 1968-1990 Part # MR63UP
 MORGAN ULTIMATE PORTFOLIO 1991-2009 Part # MR91UP
 MORGAN THREE WHEELER GOLD PORTFOLIO 1910-1952 Part # MOR3GP

Workshop Manual

MORGAN FOUR OWNER'S WORKSHOP MANUAL & "BUYING" PORTFOLIO Part # MOR80

MORRIS

Workshop Manual

MORRIS MINOR SERIES MM, SERIES II AND 1000 OFFICIAL WORKSHOP MANUAL Part # MM10WH

Owners' Handbook

MORRIS MINOR 1000 OFFICIAL DRIVERS HANDBOOK Part # MM25HH

NASH

Road Test Book

NASH LIMITED EDITION EXTRA 1949-1957 Part # NASHX2

NASH-AUSTIN

Road Test Book

NASH-AUSTIN METROPOLITAN GOLD PORTFOLIO 1954-1962 Part # MET54G

OLDSMOBILE


Road Test Books

OLDSMOBILE LIMITED EDITION PREMIER 1948-1963 Part # OL48X3

OPEL

Road Test Books

OPEL GT ULTIMATE PORTFOLIO 1968-1973 Part # OPGTUP



OPEL GT OWNER'S WORKSHOP MANUAL Part # OP10WH

PANTERA

Road Test Book

PANTERA ULTIMATE PORTFOLIO Part # PANUP

PLYMOUTH

Road Test Books

PLYMOUTH BARRACUDA 1964-1974 MUSCLE PORTFOLIO Part # PB64MP
 PLYMOUTH FURY 1956-1976 LIMITED EDITION EXTRA Part # PYFYX2
 STARION & CONQUEST PERFORMANCE PORTFOLIO 1982-1990 Part # MHSPP
 PLYMOUTH 1950-1960 LIMITED EDITION Part # PY50X1

PONTIAC

Road Test Books

HIGH PERFORMANCE FIREBIRDS 1982-1988 Part # PON82
 PONTIAC Fiero PERFORMANCE PORTFOLIO 1984-1988 Part # PONFP
 PONTIAC LIMITED EDITION PREMIER 1946-63 Part # PN46X3

PORSCHE

Road Test Books

PORSCHE 917-935-956-962 SPORTS RACERS GP Part # P0917G
 PORSCHE SPORTS RACING CARS UP 1952-1968 Part # POSPUP
 PORSCHE 356 ULTIMATE PORTFOLIO Part # P052UP
 PORSCHE 911 ULTIMATE PORTFOLIO 1990-1997 Part # P090UP
 PORSCHE 911 ULTIMATE PORTFOLIO 1998-2004 Part # P098UP
 ROAD & TRACK PORSCHE 911 PORTFOLIO 1990-1997 Part # P090RT
 ROAD & TRACK PORSCHE 928 PORTFOLIO 1977-1994 Part # P082RT
 PORSCHE 911 1965-1969 Part # P0965
 PORSCHE 911 1990-1997 TAKES ON THE COMPETITION Part # P090PY
 PORSCHE 911 SC & TURBO GOLD PORTFOLIO 1978-1983 Part # P0978G
 PORSCHE 914 ULTIMATE PORTFOLIO Part # P014UP
 PORSCHE 928 TAKES ON THE COMPETITION Part # P028PY
 PORSCHE 944 ULTIMATE PORTFOLIO Part # P044UP
 PORSCHE 968 LIMITED EDITION EXTRA Part # P096X2
 ROAD & TRACK ON PORSCHE 1951-1967 Part # PORT51
 ROAD & TRACK ON PORSCHE Part # PORT79

Workshop Manuals

PORSCHE 356 OWNER'S WORKSHOP MANUAL Part # POR50W
 PORSCHE 912 OWNERS WORKSHOP MANUAL 1965-1969 Part # POR55W


RANGE ROVER

Workshop Manuals

Range Rover All Petrol & Diesel Models Workshop Manual 1986-1989 Part # RR29WH
 Range Rover All Petrol & Diesel Models Workshop Manual 1990-1994 Part # RR34WH
 RANGE ROVER 2002-2005 ELECTRICAL MANUAL Part # RR2AEM



RANGE ROVER 1995-2001 WORKSHOP MANUAL Part # RR95WH



RANGE ROVER 2002-2005 WORKSHOP MANUAL Part # RR02WH

RANGE ROVER (TWO DOOR) OFFICIAL REPAIR OPERATION MANUAL Part # RR10WH

Parts Catalogs

RANGE ROVER PARTS CATALOG 1992-1994 Part # RR95PH
 RANGE ROVER PARTS CATALOG 1995-2001 Part # RR01PH
 RANGE ROVER OFFICIAL PARTS CATALOG Part # RR85PH
 RANGE ROVER PARTS CATALOG 1986-1992 Part # RR92PH

Owners' Handbooks

RANGE ROVER (TWO DOOR) OFFICIAL OWNERS HANDBOOK 1970-1980 Part # RR20HH
 LAND ROVER AND RANGE ROVER DRIVING TECHNIQUES Part # LRDTHH

RENAULT

ALPINE RENAULT UP 1958-1995 Part # ALPUP

ROLLS-ROYCE

Road Test Books

BENTLEY & ROLLS-ROYCE 1990-2002 Part # BN90QP
 ROLLS-ROYCE SILVER CLOUD BENTLEY S SERIES Part # RR55UP
 ROLLS-ROYCE SILVER SHADOW ULTIMATE PORTFOLIO Part # RL6UP

STUDEBAKER

Road Test Books

STUDEBAKER ULTIMATE PORTFOLIO 1946-1966 Part # ST46UP
 STUDEBAKER HAWKS & LARKS LIMITED EDITION PREMIER Part # STLX3

SUBARU

Road Test Books

SUBARU IMPREZA WRX PERFORMANCE PORTFOLIO 2001-2005 Part # SUIWPP
 SUBARU IMPREZA TURBO 1994-2000 LIMITED EDITION EXTRA Part # SUITX2

SUNBEAM

SUNBEAM ALPINE LIMITED EDITION EXTRA Part # SUNAX2

SUZUKI

Road Test Book

SUZUKI SJ GOLD PORTFOLIO 1971-1997 Part # SZSJGP

TOYOTA

Road Test Books

TOYOTA LAND CRUISER GOLD PORTFOLIO 1956-1987 Part # TOYLGP
 TOYOTA SUPRA PERFORMANCE PORTFOLIO 1982-1998 Part # TOYSPP

■ TRIUMPH

Road Test Books

TRIUMPH GT6 GOLD PORTFOLIO 1966-1974 Part # TT66GP

Workshop Manuals

TRIUMPH STAG OFFICIAL REPAIR OPERATION MANUAL Part # T500WH

TRIUMPH TR2 OFFICIAL SERVICE INSTRUCTION MANUAL (Incorporating Supplement for TR3) Part # T122WH

TRIUMPH TR4 OFFICIAL WORKSHOP MANUAL (Incorporating Supplement for TR4A) Part # T142WH

TRIUMPH TR5 TR6 AND TR250 COMPETITION PREPARATION MANUAL Part # TR56CH



TRIUMPH TR6 OFFICIAL REPAIR OPERATION MANUAL Part # T162WH

TRIUMPH TR7 OFFICIAL REPAIR OPERATION MANUAL Part # T172WH

TRIUMPH SPITFIRE IV OFFICIAL REPAIR OPERATION MANUAL Part # T432WH

TRIUMPH SPITFIRE 1500 OFFICIAL REPAIR OPERATION MANUAL Part # T442WH

TRIUMPH GT6 MK. 1, 2 & 3 AND VITESSE 2-LITRE OFFICIAL WORKSHOP MANUAL Part # T453WH

TRIUMPH HERALD 1200, 1250, VITESSE AND SPITFIRE OFFICIAL WORKSHOP MANUAL Part # T612WH

Parts Catalogs

TRIUMPH TR2 & TR3 OFFICIAL SPARE PARTS CATALOG Part # T124PH

TRIUMPH TR4 OFFICIAL SPARE PARTS CATALOG Part # T143PH

TRIUMPH TR7 (1975-1978) OFFICIAL PARTS CATALOG Part # T175PL

TRIUMPH TR7 1979 ONWARDS OFFICIAL PARTS CATALOG Part # T176PH

TRIUMPH TR7 & TR8 OFFICIAL SPARE PARTS CATALOG Part # T1801P

TRIUMPH STAG OFFICIAL PARTS CATALOG Part # T508PH

Owners' Handbooks

TRIUMPH TR5 PI HANDBOOK (2nd Edition) Part # T153HH

TRIUMPH TR6 PI OFFICIAL OWNERS' HANDBOOK Part # T168HH

TRIUMPH STAG OFFICIAL OWNER'S HANDBOOK Part # T512HL

TRIUMPH TR4 OFFICIAL OWNER'S HANDBOOK Part # T145HH

TRIUMPH TR4A OFFICIAL OWNER'S HANDBOOK Part # T148HH

TRIUMPH TR250 OFFICIAL OWNER'S HANDBOOK Part # T193HH

TRIUMPH T6 OFFICIAL OWNER'S HANDBOOK Part # T169HL

TRIUMPH T6 OFFICIAL OWNER'S HANDBOOK Part # T170HH

TRIUMPH TR8 HANDBOOK Part # T185HH

TRIUMPH SPITFIRE MK 3 OFFICIAL OWNER'S HANDBOOK Part # T422HH

TRIUMPH SPITFIRE MK 4 OFFICIAL OWNER'S HANDBOOK Part # T434HL

TRIUMPH SPITFIRE 1500 OFFICIAL OWNER'S HANDBOOK Part # T4465H

TRIUMPH SPITFIRE MK 1 TO 1500 OFFICIAL COMPETITION PREPARATION MANUAL Part # T449HH

TRIUMPH GT6 OFFICIAL OWNER'S HANDBOOK Part # T454HL

TRIUMPH GT6 MK.2 & GT6+ OFFICIAL OWNER'S HANDBOOK Part # T455HH

TRIUMPH GT6 MK 3 OFFICIAL OWNER'S HANDBOOK Part # T458HH

TRIUMPH GT6 & 2000 OFFICIAL COMPETITION PREPARATION MANUAL Part # T550HH

■ TVR

Road Test Books

TVR LIMITED EDITION ULTRA 1959-1985 Part # TVR1X4

■ VOLKSWAGEN

Road Test Books

VW CORRADO LIMITED EDITION PREMIER Part # VWCX3

VOLKSWAGEN KARMANN GHIA GOLF PORTFOLIO 1955-1974 Part # VWKGGP

VW GOLF GTI LIMITED EDITION EXTRA 1976-1991 Part # VWG1X2

VW KUBELWAGEN MILITARY PORTFOLIO 1940-1990 Part # VWKMIP

Workshop Manuals

VW TRANSPORTER T4 OWNERS WORKSHOP MANUAL - 1996 TO 1999 Part # VW97WH

VW TRANSPORTER T4 OWNERS WORKSHOP MANUAL - 1996 TO PRESENT Part # VW96WH

VW TRANSPORTER OWNERS WORKSHOP MANUAL Part # VW70WH

VW VOLKSWAGEN TRANSPORTER WORKSHOP MANUAL 1982-ON Part # VW82WH

VW TRANSPORTER T4 WORKSHOP MANUAL Part # VW90WH

■ VOLVO

Road Test Books

VOLVO PV444 & PV544 PERFORMANCE PORTFOLIO 1945-1965 Part # VOPVPP

CAR AND DRIVER ON VOLVO 1955-1986 Part # VOCD

ROAD & TRACK ON VOLVO 1957-1974 Part # VORT57

Workshop Manuals

VOLVO 160 SERIES OWNERS WORKSHOP MANUAL 1968-1974 Part # VO16WH


VOLVO 1800 & 120 OWNER'S WORKSHOP MANUAL Part # VO18WH

■ WESTFIELD

WESTFIELD PERFORMANCE PORTFOLIO Part # WESTPP

■ RESTORATION & MISCELLANEOUS

WEBER CARBURETORS: TUNING TIPS AND TECHNIQUES Part # WEBT



SU CARBURETORS TUNING TIPS & TECHNIQUES Part # SU T

SIDE GLANCES BY PETER EGAN VOL. 1 1983-1992 Part # PE83RT

SIDE GLANCES BY PETER EGAN VOL. 3 1998-2002 Part # PE98RT

SOLEX CARBURETTERS Tuning Tips & Techniques Part # SXT

PRACTICAL GAS FLOW Part # PGF

THE GREAT CLASSIC MUSCLE CARS COMPARED Part # GREPY

■ MILITARY VEHICLES

STANDARD MILITARY MOTOR VEHICLES

Part # MVUST
DODGE WW2 MILITARY PORTFOLIO 1940-1945 Part # MVDMIP
HAIL TO THE JEEP Part # MVHJ
WW2 JEEP MILITARY PORTFOLIO 1941-1945 Part # MVJMIP
OFF-ROAD JEeps CIVILIAN & MILITARY 1944-1971 Part # MVORJ
COMPLETE WW2 MILITARY JEEP MANUAL Part # MVJWW2

■ RACING

VW KUBELWAGEN MILITARY PORTFOLIO 1940-1990 Part # VWKMIP
THE CARRERA PANAMERICANA "MEXICO" Part # CPMMP

CAN-AM RACING 1966-1969 Part # CANF66

CAN-AM RACING 1970-1974 Part # CANR70

LE MANS "THE FERRARI YEARS" 1958-1965 Part # LEMR58

LE MANS "THE FORD & MATRA YEARS" 1966-1974 Part # LEMR66

LOLA SPORTS RACERS-LTD ED PREMIER Part # LLSRX3

LAND SPEED RECORDS

A portfolio of articles report how the land speed records were set during a specific time period. 140 pgs and well illustrated. Stfbd.

LAND SPEED RECORD 1940-1962 Part # LSR4

■ MOTORCYCLES

ARIEL

ARIEL SQUARE FOUR 1948-1959 LIMITED EDITION EXTRA Part # A48BX2

ARIEL LEADER - GOLDEN ARROW - ARROW LIMITED EDITION EXTRA Part # A58BX2

BENELLI

BENELLI - THE FOURS LTD ED EX 1975-85 Part # BNF BX2

BIMOTA

BIMOTA LIMITED EDITION EXTRA 1978-1990 Part # BT1BX2

BMW

BMW K-100 SERIES PERFORMANCE PORTFOLIO 1983-1993 Part # BMKBPP \$29.95

BMW MOTORCYCLES GOLD PORTFOLIO 1950-1971 Part # BM50BG

BMW MOTORCYCLES GOLD PORTFOLIO 1971-1976 Part # BMW71B

BSA

BSA SINGLES GOLD PORTFOLIO 1964-1974 Part # BS64BG

BULTACO

BULTACO LIMITED EDITION EXTRA 1964-1970 Part # BU6BX2

DUCATI

CYCLE WORLD ON DUCATI 1982-1991 Part # D82

HARLEY-DAVIDSON

HARLEY-DAVIDSON FXR SERIES PERFORMANCE PORTFOLIO 1982-1992 Part # HD2BPF

HARLEY-DAVIDSON SPORTSTERS PERFORMANCE PORTFOLIO 1965-1976 Part # HD3BPP

HARLEY-DAVIDSON SUPER GLIDE PERFORMANCE PORTFOLIO 1971-1981 Part # HD1BPP

HONDA

HONDA CBR900RR FIREBLADE LIMITED EDITION EXTRA Part # HN9BX2

HONDA CB350 & 400 FOURS PERFORMANCE PORTFOLIO 1972-1978 Part # HN3BPP

HONDA GOLD WING GOLD PORTFOLIO 1975-1995 Part # HNWBG

HONDA RC30 PERFORMANCE PORTFOLIO 1988-1992 Part # HNRBPP

KAWASAKI

KAWASAKI 500 & 750 TRIPLES PERFORMANCE PORTFOLIO 1969-1976 Part # KRT5BP

KAWASAKI Z1 900 PERFORMANCE PORTFOLIO 1972-1977 Part # KZ1BPP

LAVERDA

LAVERDA GOLD PORTFOLIO 1967-1977 Part # LV67BG

LAVERDA JOTA PERFORMANCE PORTFOLIO 1976-1985 Part # LVJBPP

MOTO MORINI

MOTO MORINI 3-1/2 & 500 PERFORMANCE PORTFOLIO 1974-1984 Part # MM3BPP

MV

MV AGUSTA Part # MV48PP

NORTON

NORTON COMMANDO ULTIMATE PORTFOLIO Part # N68BUP

NORTON DOMINOR PERFORMANCE PORTFOLIO 1949-1970 Part # N49BPP

NORTON ROTARIES LIMITED EDITION EXTRA Part # NRYBX2

THE MANX NORTON Part # RL579

SUZUKI

SUZUKI GSX1300R HAYABUSA LIMITED EDITION EXTRA 1999-2007 Part # SZ4BX2

SUZUKI GS1000 PERFORMANCE PORTFOLIO 1978-1981 Part # SZ2BPP

SUZUKI GSX-R750 PERFORMANCE PORTFOLIO 1985-1996 Part # SZ3BPP

VINCENT

VINCENT GOLD PORTFOLIO 1945-1980 Part # VINBGP

YAMAHA

YAMAHA YZF R1 LIMITED EDITION EXTRA 1998-2006 Part # YZF BX2

YAMAHA XS-650 PERFORMANCE PORTFOLIO 1969-1985 Part # YX6BPP

CYCLE WORLD ON YAMAHA OFF-ROAD BIKES 1970-1974 Part # YO70

MISCELLANEOUS

COLIN SEELEY: AND THE REST. VOLUME TWO Part # RL781

VILLIERS: EVERYBODY'S ENGINE Part # RL784

BALLINGTON UNKORKED: THE AUTOBIOGRAPHY OF A WORLD CHAMPION RACER Part # RL575

RACING

BRITISH RACING MOTORCYCLES Part # RL110

EUROPEAN RACING MOTORCYCLES Part # RL113

REBEL READ Part # RL787

GERMAN RACING MOTORCYCLES Part # RL112

JAPANESE PRODUCTION RACING MOTORCYCLES Part # RL570

WHAT IS PRINT ON DEMAND (POD)?

When a book becomes out of print (new copies are no longer available from the original or subsequent print runs) and it is no longer economically feasible to produce another print run via conventional printing methods, we are able to provide copies based on a relatively new process known as **print on demand** (POD).

POD books are printed as they're ordered, one at a time, and shipped separately from other items in your order. Color images in the original book may be printed in black & white; check the product's description for more information. Paper and photo quality, although good, often do not match the original version, but the information, obviously, remains the same. No extra shipping charges are added when you order a POD book, and all POD books carry the same satisfaction guarantee as our conventionally printed books.

- **Search For Any Book**
- **Weekly Deals**
- **New Books Released Monthly**
- **See What's Coming Soon**

**JOIN OUR NEWSLETTER
TO RECEIVE EXCLUSIVE DEALS
AND GIVEAWAYS**

CarTech® Ordering Information

SHIPPING & HANDLING

US Only	Up to 3 Books	Each Add'l Book	Estimated Arrival
USPS Media Mail			10-14 days
	First Book	Each Add'l Book	Estimated Arrival
UPS Ground			3-7 business days
UPS 2-Day			2 business days for orders placed by 11a CST
Canada & Mexico	Up to 2 Books	Each Add'l Book	Estimated Arrival
USPS Int'l Priority			10-14 business days
Foreign	Up to 2 Books	Each Add'l Book	Estimated Arrival
USPS Int'l Priority			1-4 weeks

PAYMENT

Payment may be made via business or personal check or with any major credit card. All orders must be pre-paid with the exception of trade businesses that have previously established open accounts. All payments must be in US funds and drawn on a US bank. Order & payment will be returned if payment is made in foreign funds or drawn from a foreign bank. Trade: All trade accounts are charged actual cost for freight.

SALES TAX

MINNESOTA RESIDENTS PLEASE ADD 6.875% SALES TAX; MICHIGAN RESIDENTS PLEASE ADD 6% SALES TAX.

BACKORDERS

Unless requested otherwise, we will backorder any titles temporarily out of stock. Credit cards will not be charged for any backorders until the book is actually shipped and there will not be an additional retail postage and handling charge when backordered titles are shipped.

MAILING/BILLING ADDRESS		SHIPPING ADDRESS (IF DIFFERENT)	
Name/Company: _____	Name/Company: _____	Name/Company: _____	Name/Company: _____
Attention: _____	Attention: _____	Attention: _____	Attention: _____
Address: _____	Address: _____	Address: _____	Address: _____
City: _____ State: _____ Zip: _____	City: _____ State: _____ Zip: _____	City: _____ State: _____ Zip: _____	City: _____ State: _____ Zip: _____
Day Phone #: _____	Day Phone #: _____	Day Phone #: _____	Day Phone #: _____

QTY	ITEM	DESCRIPTION OR TITLE	UNIT COST	TOTAL

<small>SHIPPING & HANDLING CHARGES</small> <small>Add \$6.95 for orders delivered to destinations within the 50 United States</small> <small>For Canada/Mexico shipments, add \$23.95, and for all other countries add \$32.95</small>	SUBTOTAL
<small>ENCLOSED IS MY CHECK # _____ FOR \$ _____</small> <small>OR</small> <small>VISA</small> <small>_____</small> <small>MASTERCARD</small> <small>_____</small> <small>EXP DATE _____ SIGNATURE _____</small>	SHIPPING & HANDLING
	MN RESIDENTS ADD 6.875% SALES TAX MI RESIDENTS ADD 6% SALES TAX
	TOTAL


CT2018

CHECK OUT OUR BEST SELLERS!



CarTech[®]

Auto Books and Manuals



2018

Discover other auto repair manuals on our website.