


### To Insert Strap:

Press button on side of glasses to release arms. Insert strap into opening and “click” into place



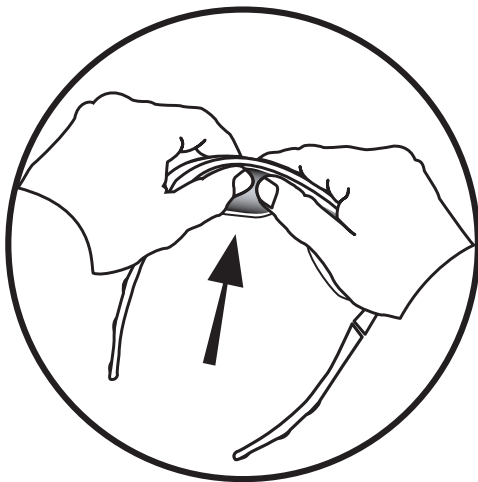
Button

### To Remove Strap:

Press on the same button to release the strap, then replace the sunglasses arms.


### To REMOVE lenses

1



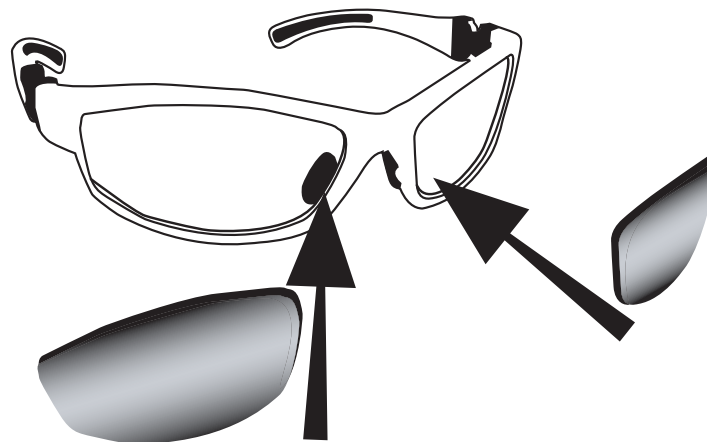
Hold the frame in both hands with the lenses facing out. Press firmly on the top of each lens to “pop” it out of the frame.

2




### To REPLACE lenses

1



Place the wider edge of each lens in the groove of the frame, closest to the nose piece.

2



Firmly push the narrow end into the frame groove. Run fingers around the edge of the lens frame to ensure proper fit. Snap lens into place.