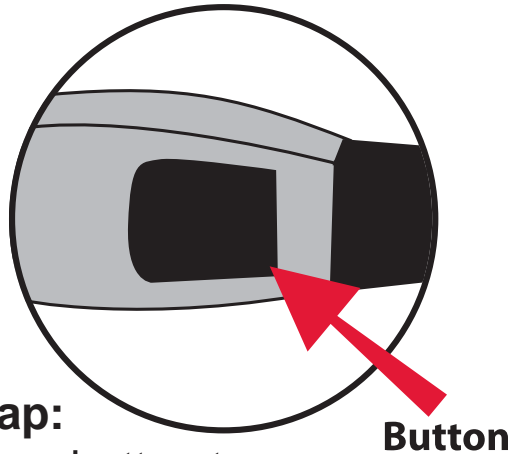


## Inserting or Removing the Strap:

### To Insert Strap:

Press button inside of glasses to release arms. Insert strap into opening and “click” into place.



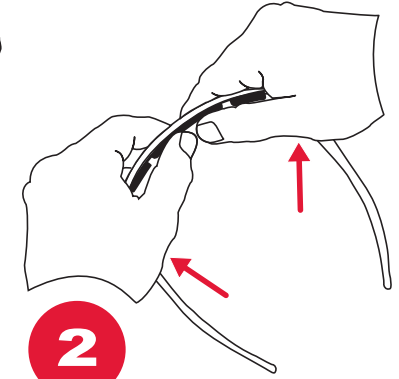
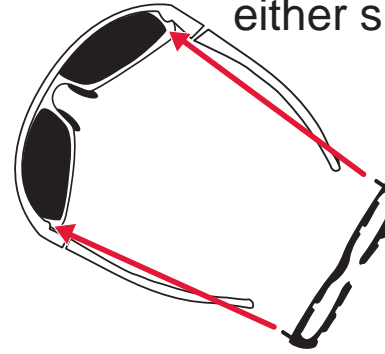
### To Remove Strap:

Press on the same button to release the strap, then replace the sunglass arms.

## Inserting or Removing Foam Eye Pad:

1

Align the two tabs on each end of the foam with the two slits on either side of the frame & nose.



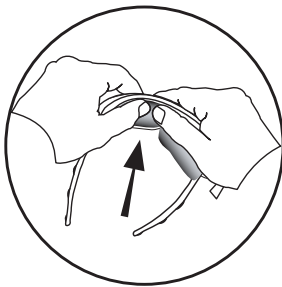
2

Push the foam into the slits on the frame until secure

## Changing the Lenses:


### To Remove the lenses:

1



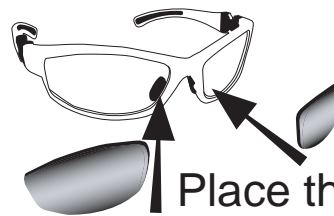
Hold the frame in both hands with the lenses facing out. Press firmly on the top of each lens to “pop” it out of the frame.

2



### To Replace the lenses:

1



Place the wider edge of each lens in the groove of the frame, closest to the nose piece.

2



Firmly push the narrow end into the frame groove. Run fingers around the edge of the lens frame to ensure proper fit.

Rely on premium motorcycle riding gear by Bobster if you're looking for quality and efficiency.