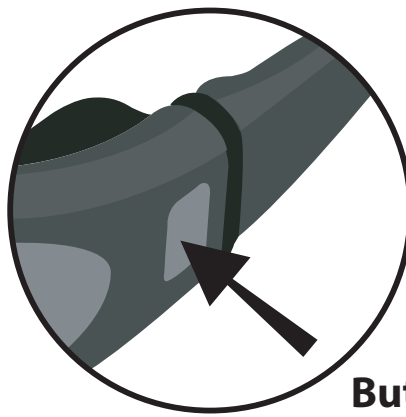


To Insert Strap:

Press button on side of glasses to release arms. Insert strap into opening and “click” into place



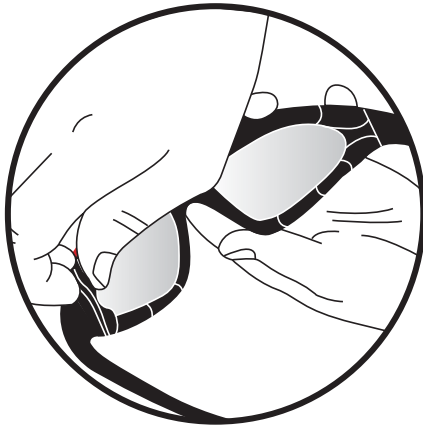
To Remove Strap:

Press on the same button to release the strap, then replace the sunglass arms.

Button

To Remove the Foam:

1



Grasp 1 side of the foam, while holding the frame with the other hand.

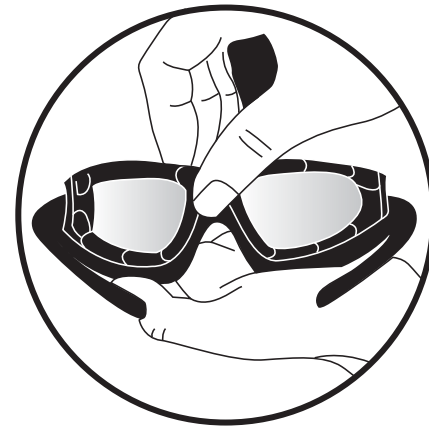
2



Pull the foam up and out to release from nose tabs.

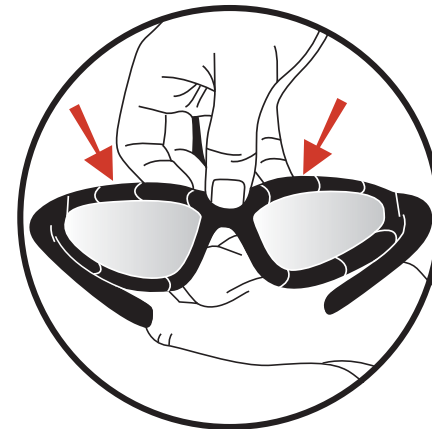
To Insert Foam:

1



Align the nose section of the foam over the nose section of the frame.

2



At the bridge of the nose section on the foam push in and down. The foam should “click” into place at the nose piece.