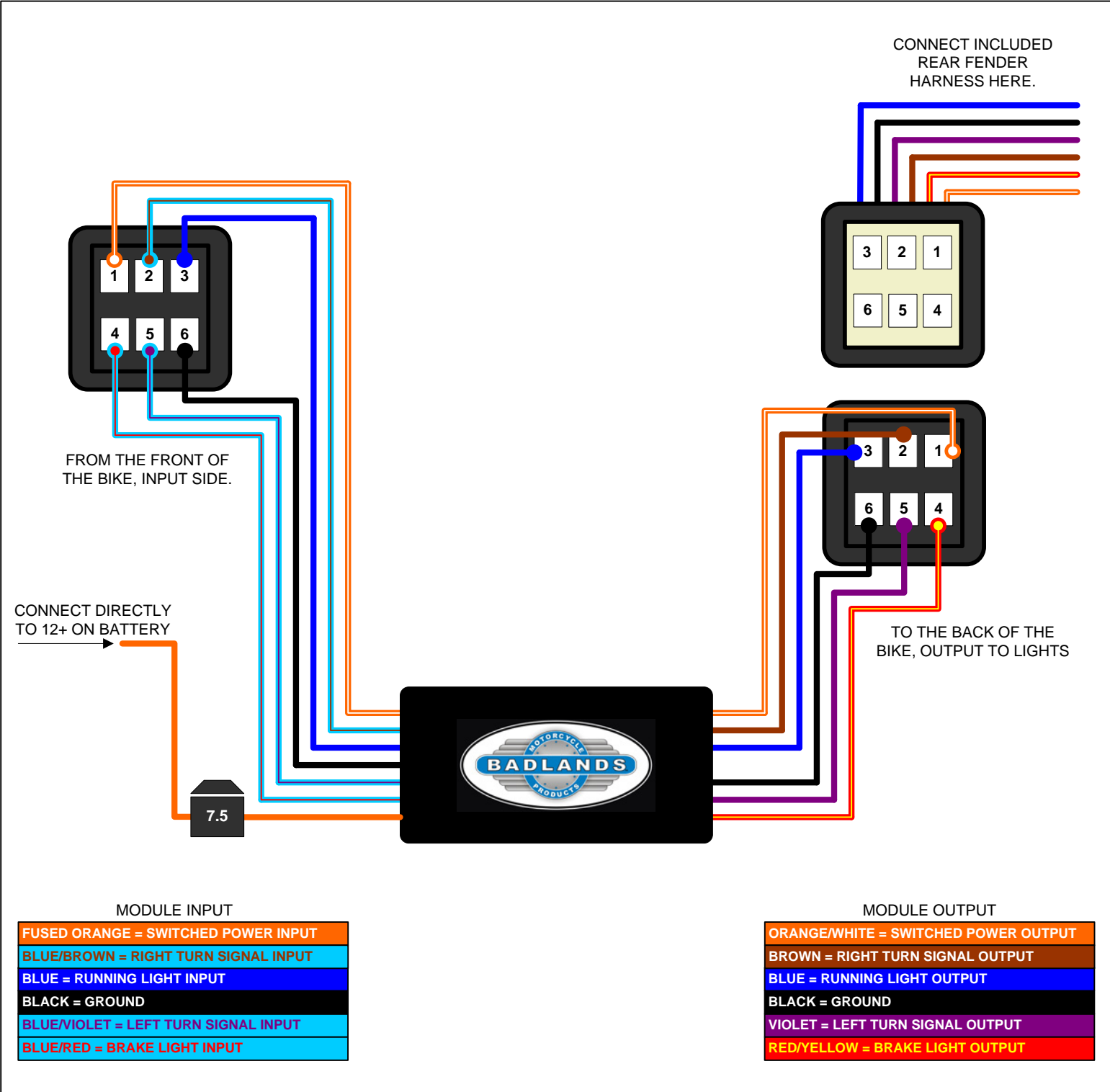


BADLANDS Brake Light Eliminator™ IHL-04 Module with COMPLETE New Rear Fender Harness

Thank you for purchasing a Badlands Eliminator Module! We're sure that you will be completely satisfied with the performance and ease of installation of your new module. Before you get started, PLEASE read these instructions and helpful tips so that you understand how to install your module correctly. An improper installation will void the warranty.

FEATURES: Badlands Eliminator Modules are designed to remove the brake light function from the rear turn signals on ALL 2014-Up Street Glide, Road Glide and Ultra Models. Using our module will allow the use of amber turn signals on the rear of the bike while allowing for many more options when switching to stretched fenders, saddle bags or custom lighting. The IHL-04 is the only CAN/Bus module on the market with a built in load equalizer which will allow you to use ANY turn signal without a rapid flash, (*incandescent bulbs, LEDS or Halogen bulb*) on your 2014-Up Street Glide, Road Glide or Ultra Model without causing CAN/Bus error codes. This module does not interfere with the factory hazard light feature and will also allow the use of 5-wire trailers without needing additional modules or modifications. Now that you understand the features of our Eliminator Module, let's talk about installation.

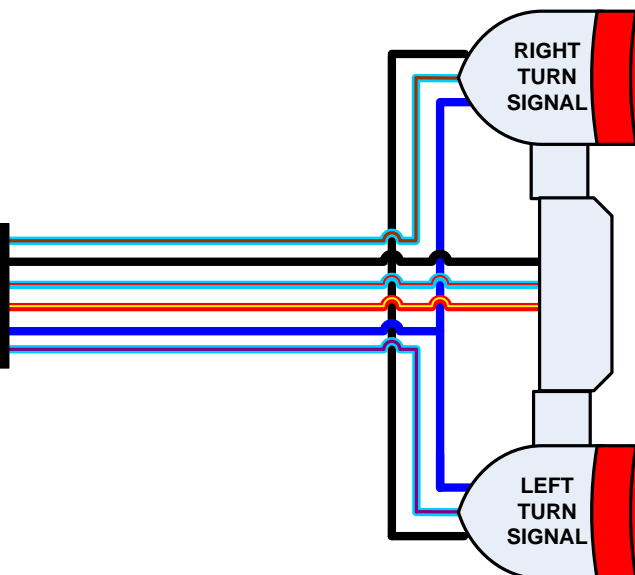
INSTALLATION: Most of our modules offer Plug-n-Play technology, making installation quick and easy. Simply remove your seat or left side cover on 2014-Up Street Glide, Road Glide and Ultra Models, unplug and remove the factory **rear fender harness**, install and route our included new rear fender harness and attach to custom rear turn signals and taillight as needed. Use the color codes in the drawing below.



BADLANDS Brake Light Eliminator™ IHL-04 Module COMPLETE with New Rear Fender Harness

BLACK = GROUND
BLUE/BROWN = RIGHT TURN & BRAKE OUTPUT
BLUE/RED = BRAKE LIGHT OUTPUT
RED/YELLOW = SWITCHED POWER OUTPUT
BLUE = RUNNING LIGHT OUTPUT
BLUE/VIOLET = LEFT TURN & BRAKE OUTPUT

2014 Stock Rear Fender Harness and Lighting

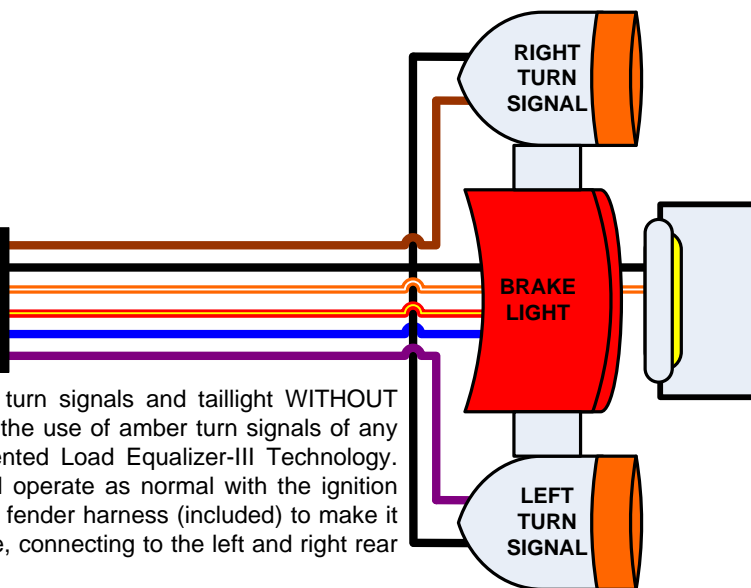


This module was designed to allow the use of custom lighting on 2014-Up Street Glides, Ultra Classics and Road Glide Models. When the factory switched to CAN/Bus technology in 2014 they began the use of a BCM or Body Control Module which adds BRAKE LIGHT functionality into the rear turn signal wiring. What this means is the BLUE/VIOLET wire (left side) or BLUE/BROWN wire (right side) has both turn signal flashing and brake light functions on the same wire attached to the high filament of the 1157 bulb in each rear turn signal. This added feature will not allow the use of amber rear turn signals, it will not allow the use of 5-wire trailers nor will it allow the use of some custom rear fender lighting.

What our IHL-04 module will do is remove the brake light functionality from the turn signal wires and direct it to the brake light wire output only. You will also find a new rear fender harness included with this module which will allow for many different custom rear lighting installations/configurations. Above is a picture of the “stock” or OEM rear fender harness with OEM wire colors and fender lighting configuration. There is no taillight on Street Glides or Road Glides and there are no rear turn signals on Ultra Models, only a center taillight. If you are just adding a trailer there is no need to use our rear fender harness, it is intended for custom rear lighting only.

BROWN = RIGHT TURN SIGNAL OUTPUT
BLACK = GROUND
ORANGE/WHITE = 12+ POWER
RED/YELLOW = BRAKE LIGHT OUTPUT
BLUE = RUNNING LIGHT
VIOLET = LEFT TURN SIGNAL OUTPUT

WITH BADLANDS IHL-04 INSTALLED & NEW REAR FENDER HARNESS, USING PRE-2014 WIRE COLORS



With the addition of our IHL-04, you can now customize your rear turn signals and taillight WITHOUT causing any CAN/Bus issues or trouble codes. Our module will allow the use of amber turn signals of any variety, LED, Halogen or incandescent bulbs since it uses our patented Load Equalizer-III Technology. There are no rapid flash issues here and the hazard light switch will operate as normal with the ignition switch on or off. We also used pre-2014 OEM wire colors on the rear fender harness (included) to make it easy when adding new lighting. As you can see in the color key above, connecting to the left and right rear turn signal, taillight and license plate illumination is a snap.

NOTE: There are other “brake removal” modules on the market but they do not operate the same. The Badlands IHL-04 has taken over a year to perfect since there were noticeable issues that we felt could be resolved with more engineering time. Our IHL-04 module flashes 100% in sync with the front turn signals, it never goes out of phase. There are no interruptions to the flashing of the turn signals when either the front or rear brake is applied. There are no trouble or error codes created on the motorcycle when using our module. This module works perfectly with taillights that also have integrated amber turn signals. Badlands has been in business for 25 years and that’s because we’re the very best at what we do. Thank you for your support!