



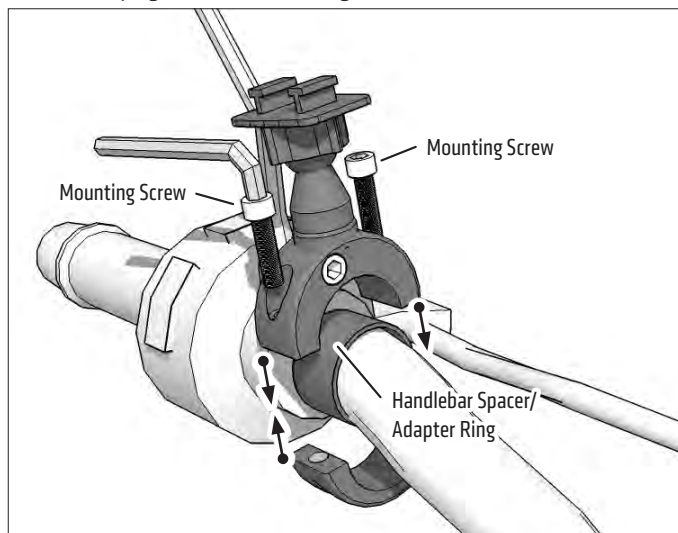
MC2CSBH

**Package Contents:**

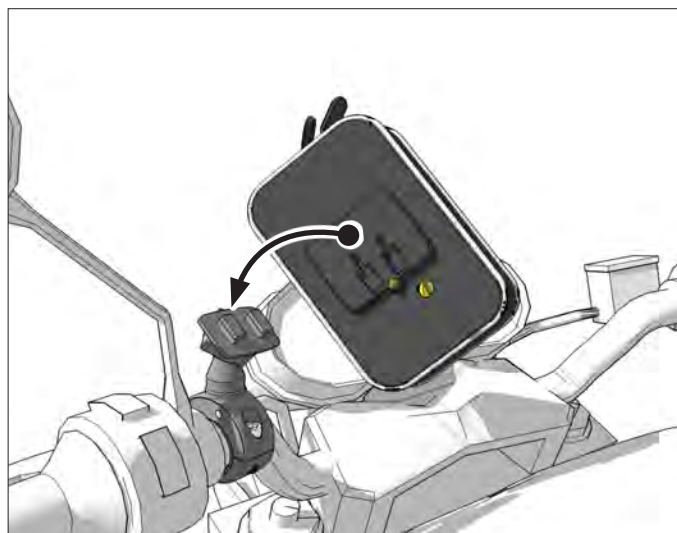
- (1) MC2C – Motorcycle Handlebar Mounting Pedestal - Chrome
- (1) SP-SBH-KIT – Dual T-Tab Head and Adjustment Ring

The Premium Motorcycle Mount comes with 3 handlebar spacer/adapter rings of different sizes. Select the appropriate size for optimum mounting to your handlebar.

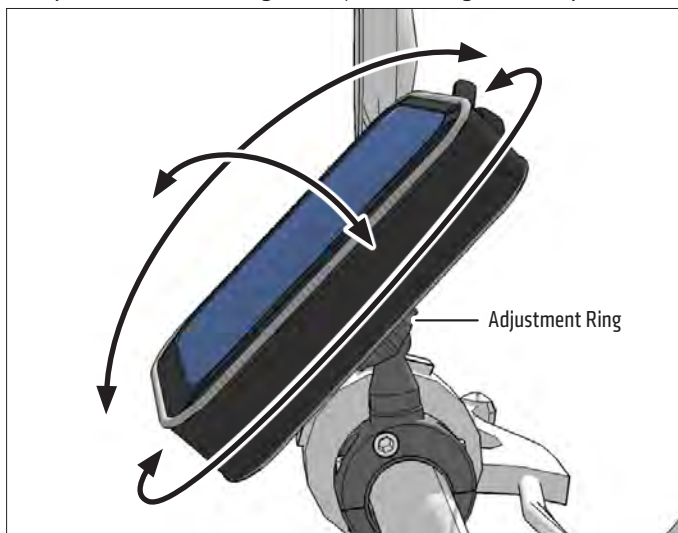
- 1** Place handlebar spacer/adapter ring around handlebar. Attach mount to handlebar around spacer. Use the included hex key to securely tighten both mounting screws.



- 2** Attach any Dual-T compatible holder (not included, sold separately) to the Dual-T head of the mount.



- 3** Insert device and adjust holder (sold separately, not included) position as desired. Tighten adjustment ring to secure position.



**OPTIONAL:** To remove holder without removing the handlebar attachment, use the hex key to unscrew the set screw and lift up.



**Safety Precautions**

Arkon is not responsible for any damages caused to your vehicle, your device, or yourself due to the installation or use of this mount.

**ARKON**  
RESOURCES INC.

*The Mobile Mounting Specialists™*