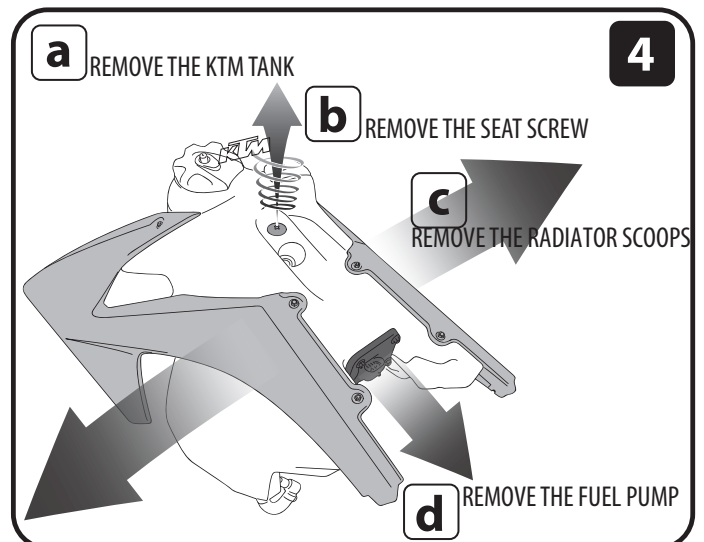
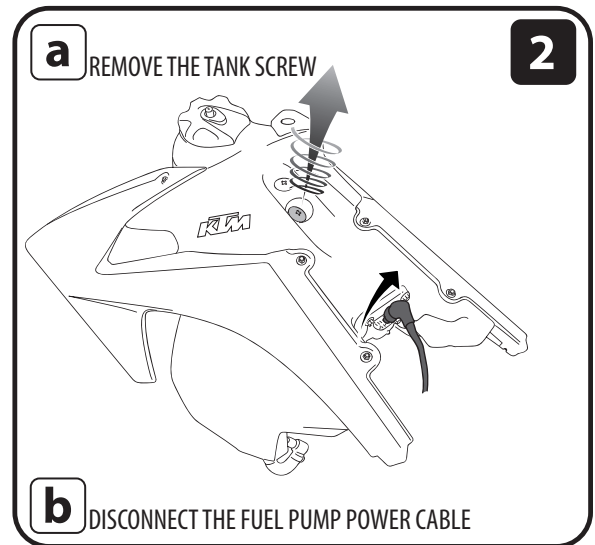
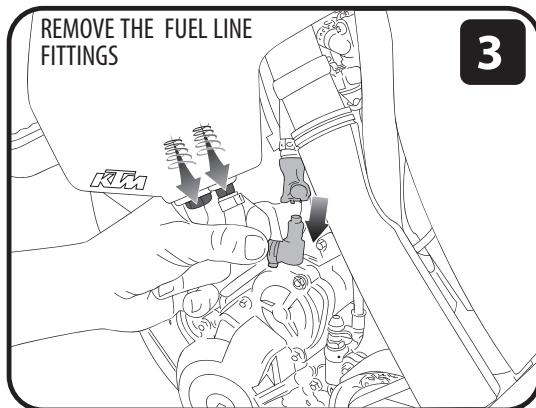
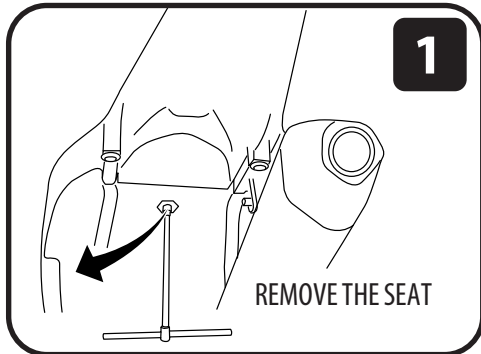


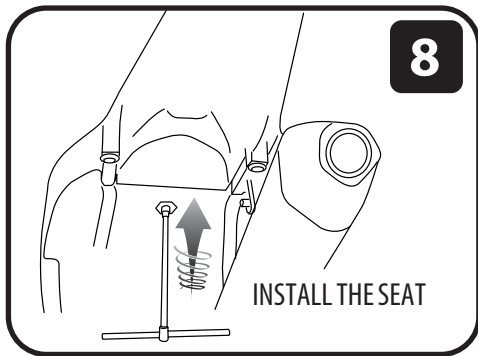
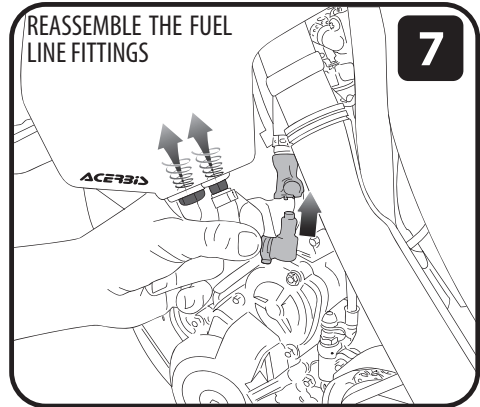
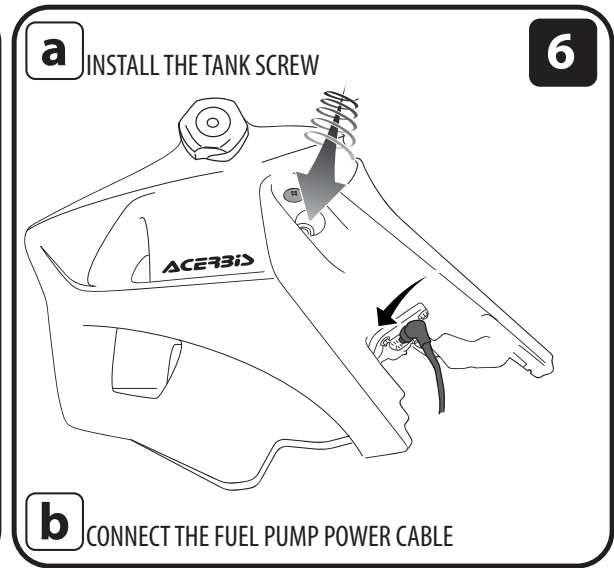
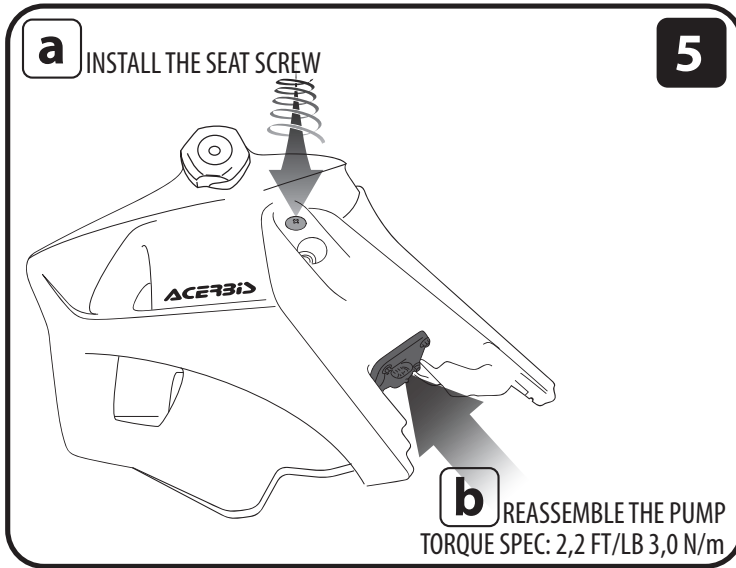
**ACERBIS PARTS LIST**

- N.1 FUEL TANK
- N.1 GAS CAP
- N.1 FUEL LINE
- N.2 RETAINER CLIPS
- N°4 RADIATOR SCOOPS AND FUEL PUMP SCREWS
- N°1 SEAT SCREW
- N°1 FUEL NUT
- N°1 FUEL CONNECTOR

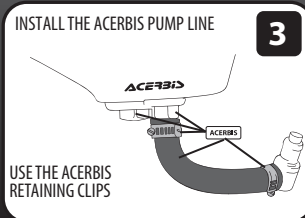
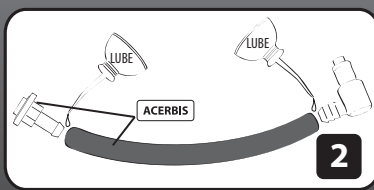

**OEM ITEMS TO USE:**

- N°1 FUEL PUMP
- N°1 FUEL PLASTIC CONNECTOR





ATTENTION: ONLY FOR EXC-F 250/350



**FOR COMPETITION USE ONLY**

**WARNING!**  
CLEAN TANK INTERIOR THOROUGHLY BEFORE INSTALLATION. INSTALL THIS FUEL TANK ONLY IN A WELL VENTILATED AREA, AS GASOLINE FUMES ARE EXTREMELY DANGEROUS. DO NOT START OPERATE THE VEICLHE IF THERE ARE ANY FUEL LEAKS! ACERBIS RECOMMENDS THAT INSTALLATION BE DONE BY LICENSED MECHANIC. READ ALL INSTRUCTIONS FIRST BEFORE BEGINNING INSTALLATION.

**DISCLAIMER:**  
DUE TO UNCONTROLLED VARIABLES IN THE MANUFACTURING PROCESS OF ROTATIONALLY MOLDED FUEL TANKS, THE FUEL TANK MAY VARY IN SIZE AND SHAPE BY UP 7% OF THE MANUFACTURER'S ORIGINAL LISTED CAPACITY.