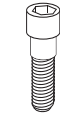


COD. 000013227 REV1

ACERBIS PARTS



A - (2 pcs.)



B - (4 pcs.)



C - (4 pcs.)



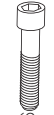
D - (2 pcs.)



E - (2 pcs.)



F - (2 pcs.)



G - (2 pcs.)

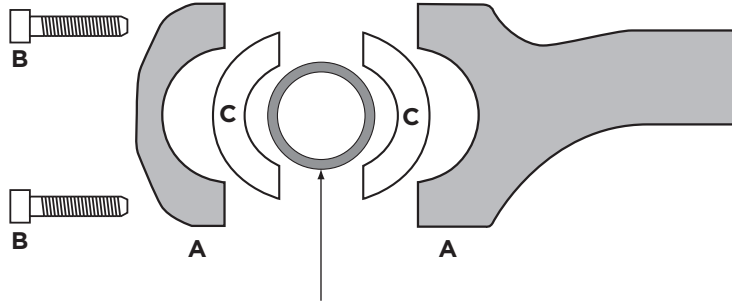


H - (2 pcs.)



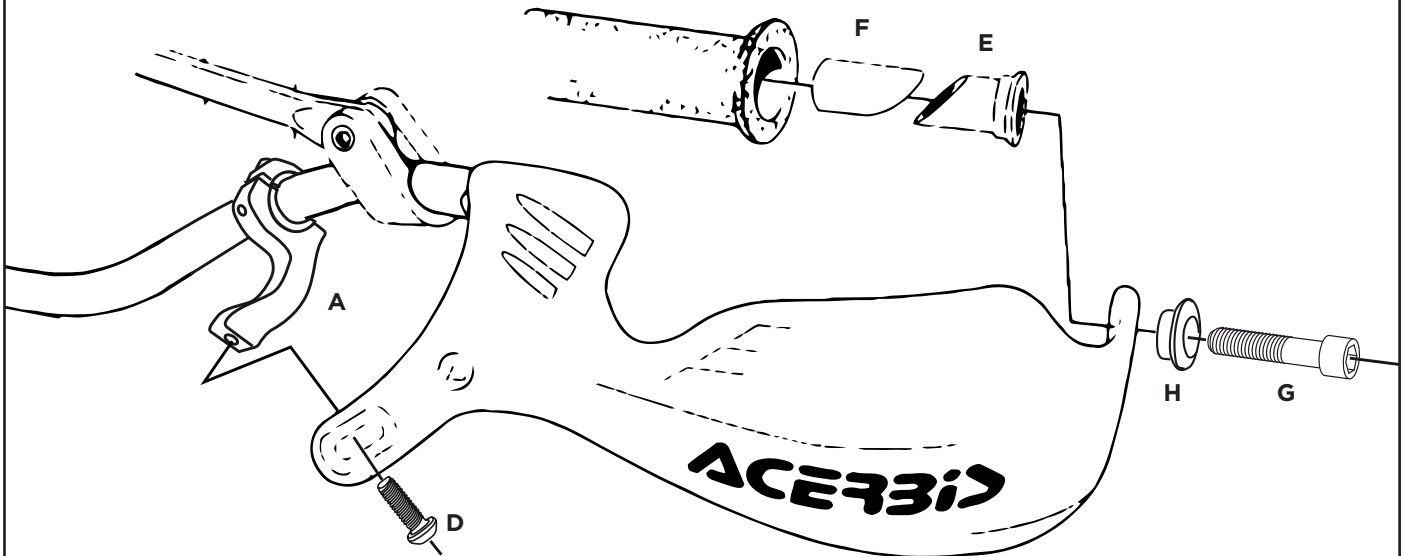
I - (2 pcs.)

1.



HANDLEBARS

2.



WARNING!

These handguards will not prevent injury in the event of a crash. They are designed to deflect the hands from cold weather and impact with small branches you might hit and flying debris. Be sure that you follow the instructions for installing the handguards. Check to be sure the throttle and other controls are free every time you ride. Cut the end of both grips and throttle tube to install bar inserts [F]. Make sure the throttle tube is spaced far enough away so the throttle tube does not stick. Use low strength loc-tite on all nuts and bolts. For tapered bars use the big end of the tapered spacers [D] toward the outside of the bars, the non-tapered spacers [E] are for 7/8 bars. Follow diagram above for mounting the clamps and inserts. Failure to read instructions and this warning could lead to interference with the controls, loss of control of the motorcycle, and accident.